



CHROMATOGRAPHY PRODUCTS CATALOG



INNOVATIVE



REPRODUCIBLE



RUGGED

WELCH MATERIALS, INC.

WEB: WWW.WELCH-US.COM
EMAIL: INFO@WELCHMAT.COM



WELCH MATERIALS, INC.




COMPANY PROFILE

Welch Materials is a multinational company specializing in the development and manufacturing of laboratory products. Our extensive range of offerings includes HPLC columns, GC columns, chromatographic packing materials, sample preparation products, protein purification products, laboratory instruments, and general consumables.

Established in August 2003, Welch Materials, Inc. has its headquarters in Songjiang, Shanghai. In addition to our main office, we operate production and research facilities in Jinhua, Zhejiang, and Nanjing, Jiangsu. Furthermore, we have established subsidiary branches in the United States, India, and Canada.

At Welch Materials, Inc., we seamlessly integrate research, production, sales, and service to provide comprehensive laboratory solutions worldwide. Our products have wide-ranging applications in vital industries such as biomedicine, food safety testing, environmental monitoring, and fine chemicals, making a significant contribution to improving people's lives. In 2018, we proudly obtained the ISO 9001:2015 international quality management system certification, reaffirming our unwavering commitment to maintaining the highest quality standards. Through the implementation of rigorous quality inspection processes and strict adherence to standards, we ensure that each product we produce complies with the most stringent laboratory requirements.



CHROMATOGRAPHY PRODUCTS CATALOG

1

DIAMOND DLC SERIES HPLC COLUMN

01/04

2

GHOST-BUSTER COLUMN

05/10

Ghost-Buster Column	06	Stainless steel adapter	10
Ghost-Buster II Column	09		

3

ULTISIL SERIES HPLC COLUMN

11/82

Ultisil XB Series	14/38	Ultisil HILIC Series	55/61
Ultisil XB-C18	14	Ultisil HILIC Silica	55
Ultisil XB-C8	17	Ultisil HILIC NH ₂	56
Ultisil XB-Phenyl	20	Ultisil HILIC Diol	57
Ultisil XB-C4	22	Ultisil HILIC Amide	58
Ultisil XB-C1	24	Ultisil HILIC Amphion II	59
Ultisil XB-CN	25		
Ultisil SiO ₂	28	Ultisil Mixed Mode	62/64
Ultisil Diol	30	Ultisil MM C18/SCX	62
Ultisil XB-NH ₂	32	Ultisil MM SCX/C18	63
Ultisil XB-SAX	34	Ultisil MM NH ₂ /CN	64
Ultisil XB-SCX	36		
Ultisil XB-C30	37	Ultisil Chiral Column	65/67
		Ultisil Cellu-D/DR	65
Ultisil LP Series	39/44	Ultisil Cellu-J/JR	65
Ultisil LP-C18	39	Ultisil Amy-D/DR	66
Ultisil LP-C8	41	Ultisil Amy-S/SR	67
Ultisil LP-C3	42		
Ultisil LP-AQ	43	Ultisil Specialized C18	68/77
Ultisil LP-CN	44	Ultisil AQ-C18	68
		Ultisil ALK-C18	72
Ultisil Plus Series	45/48	Ultisil ODS-3	73
Ultisil Plus C18	45	Ultisil XS-C18	75
Ultisil Plus C8	46	Ultisil PG-C18	77
Ultisil Plus LP-C18	47		
Ultisil Plus Phenyl	48	Ultisil Specialized Column	78/82
		Ultisil PAH	78
Ultisil Polar Embedded	49/51	Ultisil Amino Acid	79
Ultisil Polar-RP	49	Ultisil Amino Acid Plus	80
Ultisil Phenyl-Ether	51	Ultisil OAA(Organic Acids)	81
		Ultisil Zn	82
Ultisil Fluorinated Phase	52/54	Ultisil Lead Oxide	82
Ultisil PFP	52		
Ultisil F-C8	53		

4

XTIMATE SERIES HPLC COLUMN

83/100

Xtimate Hybrid Series	86/90	Xtimate SEC Series	93/98
Xtimate C18	86	Xtimate SEC	93
Xtimate C8	86	Xtimate Bio SEC	95
Xtimate C4	86	Xtimate PEG-SEC	97
Xtimate Phenyl-hexyl	86		
Xtimate CN	86	Xtimate Specialized Column	99/100
Xtimate Polar-RP	86	Xtimate Lactose NH ₂	99
Xtimate NH ₂	87	Xtimate XB-SCX(Metformin HCL)	100
Xtimate Polymer Series	91/92		
Xtimate Sugar-H	91		
Xtimate Sugar-Ca	91		
Xtimate PS/DVB	91		

5

TOPSIL SERIES HPLC COLUMN

101/105

Topsil C18	102	Topsil Silica	102
Topsil C8	102	Topsil Phenyl-Hexyl	102
Topsil NH ₂	102	Topsil HILIC NH ₂	103
Topsil CN	102		

6

WELCHROM SERIES HPLC COLUMN

106/110

Welchrom C18	107	Welchrom Vantage C18	109
Welchrom C8	107		

7

BOLTIMATE SERIES CORE-SHELL HPLC COLUMN

111/115

Boltimate C18	112	Boltimate EXT-C18	112
Boltimate C8	112	Boltimate EXT-PFP	112
Boltimate Phenyl	112	Boltimate HILIC	112
Boltimate Phenyl-Hexyl	112	Boltimate LP-C18	112

8

BLOSSMATE SERIES HPLC COLUMN

116/127

Blossmate C18	118	Blossmate SAX	123
Blossmate Aqs C18	119	Blossmate C4	125
Blossmate ST C18	120	Blossmate Phenyl	126
Blossmate PSV C18	120	Blossmate Polar-Propylamide	127
Blossmate PSV C18 Plus	122		

9

UHPLC COLUMN

128/132

Ultisil UHPLC XB-C18	129	Ultisil UHPLC PFP	130
Ultisil UHPLC LP-C18	129	Ultisil UHPLC HILIC	130
Ultisil UHPLC AQ-C18	129	Ultisil UHPLC HILIC Amphion II	130
Ultisil UHPLC Polar-RP	129	Ultisil UHPLC Amide	130
Ultisil UHPLC XB-C8	129	Xtimate UHPLC C18	130
Ultisil UHPLC XB-Phenyl	129	Xtimate UHPLC Phenyl-hexyl	130
Ultisil UHPLC XB-CN	130		

10

COLUMN PROTECTION

133/137

11

MULTI-BATCH HPLC COLUMN

138/139

12


APPENDIX

140/147

Selection of Analysis Modes	141	Welch HPLC Column USP Listing	144
Method Development Tool Kit	142	Cross reference	147

01.

DIAMOND DLC SERIES HPLC COLUMN



DIAMOND DLC SERIES HPLC COLUMN

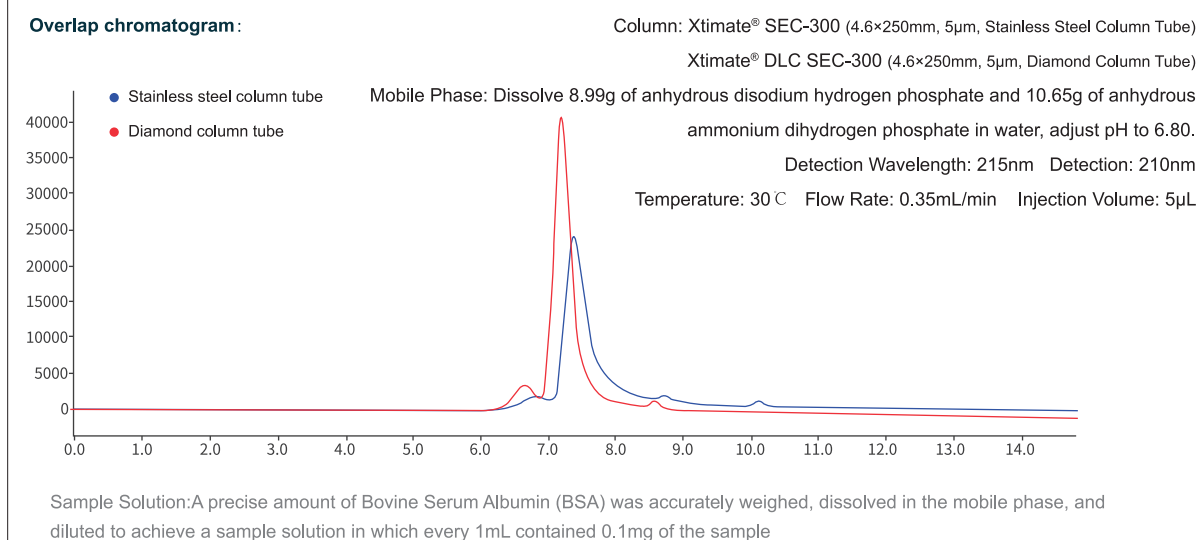
Diamond Like Carbon (DLC) technology allows the chromatographic column to emit a colorful glow, like being enveloped in a halo. In practical applications, DLC columns excel in the field of large biomolecules, metal-sensitive small molecules, especially in UHPLC, LC/MS analysis with high sensitivity requirements. The mass spectrometry peak signals are ten times larger compared to regular chromatographic columns, with a stark contrast in peak height, akin to "towering peaks".

The Ultimate Experience

- Enhancing the inner surface of the chromatography column with strong hydrophobicity overcomes the adverse effects of the column wall on separation.
- The high hardness and significant tensile properties of the diamond coating resolve the conflict between column mechanical strength and the influence of metal ions on separation.
- Ideal for preparation and purification of biological samples, such as proteins, polysaccharides, and nucleic acids.

Chromatographic Application

Detection of Bovine Serum Albumin :

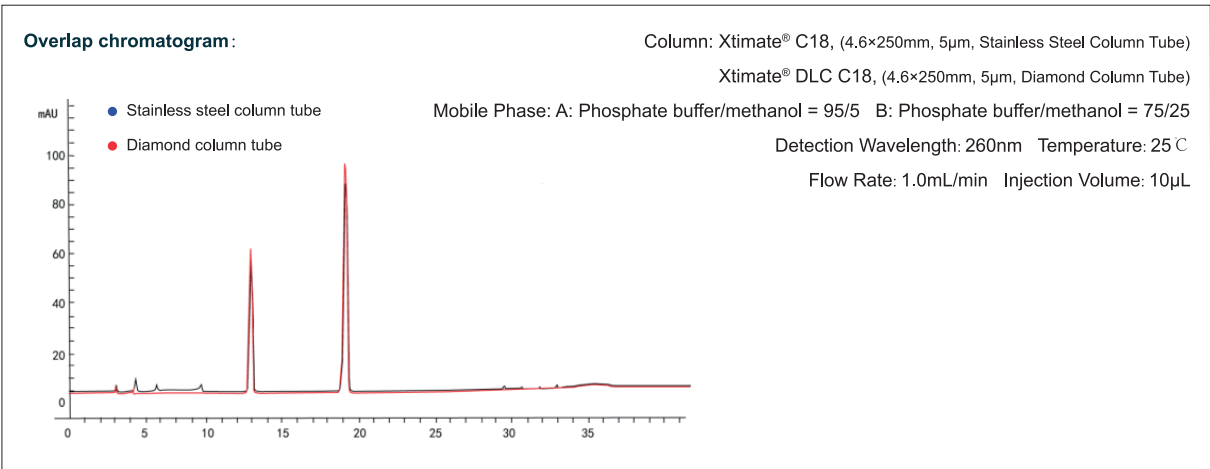


► **Conclusion:** The DLC column exhibited significantly increased response values.

12 types of diamond columns have been launched

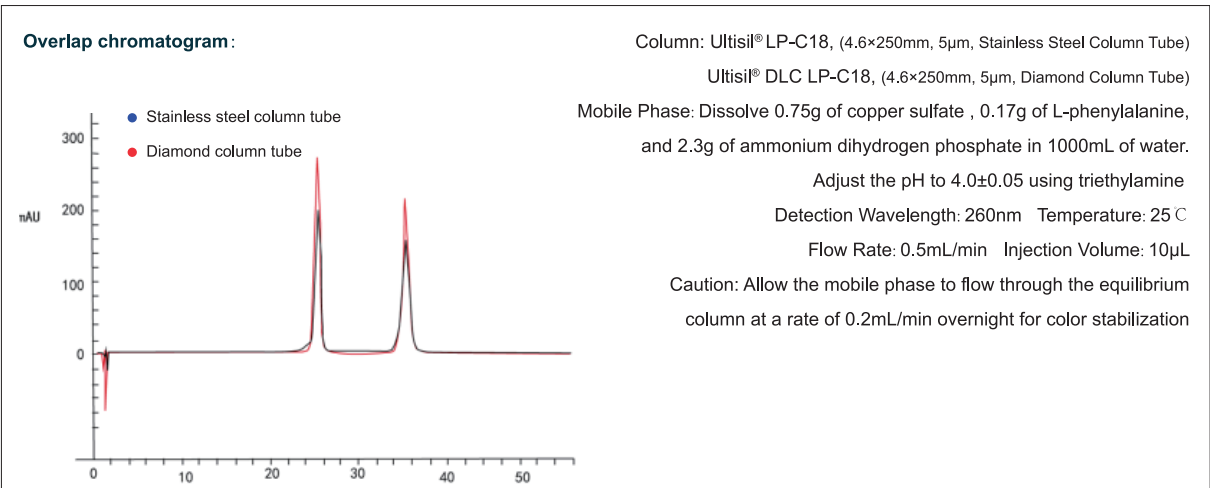
Product Name		
Xtimate® DLC SEC-300	Ultisil® DLC LP-C18	Ultisil® DLC Alk C18
Xtimate® DLC C18	Ultisil® DLC XB-C18	Ultisil® DLC AQ-C18
Xtimate® DLC Bio SEC-300	Ultisil® DLC Polar RP	Ultisil® DLC Diol
Ultisil® DLC UHPLC XB-C18	Ultisil® DLC Plus C18	Ultisil® DLC XS-C18

Detection of Oligonucleotide



► **Conclusion:** When separating oligonucleotide samples, DLC column exhibits better response values compared to the conventional stainless steel column and it has a smaller specific adsorption for the samples.

Detection of (R)-9-(2-phosphonmethoxypropyl)adenine

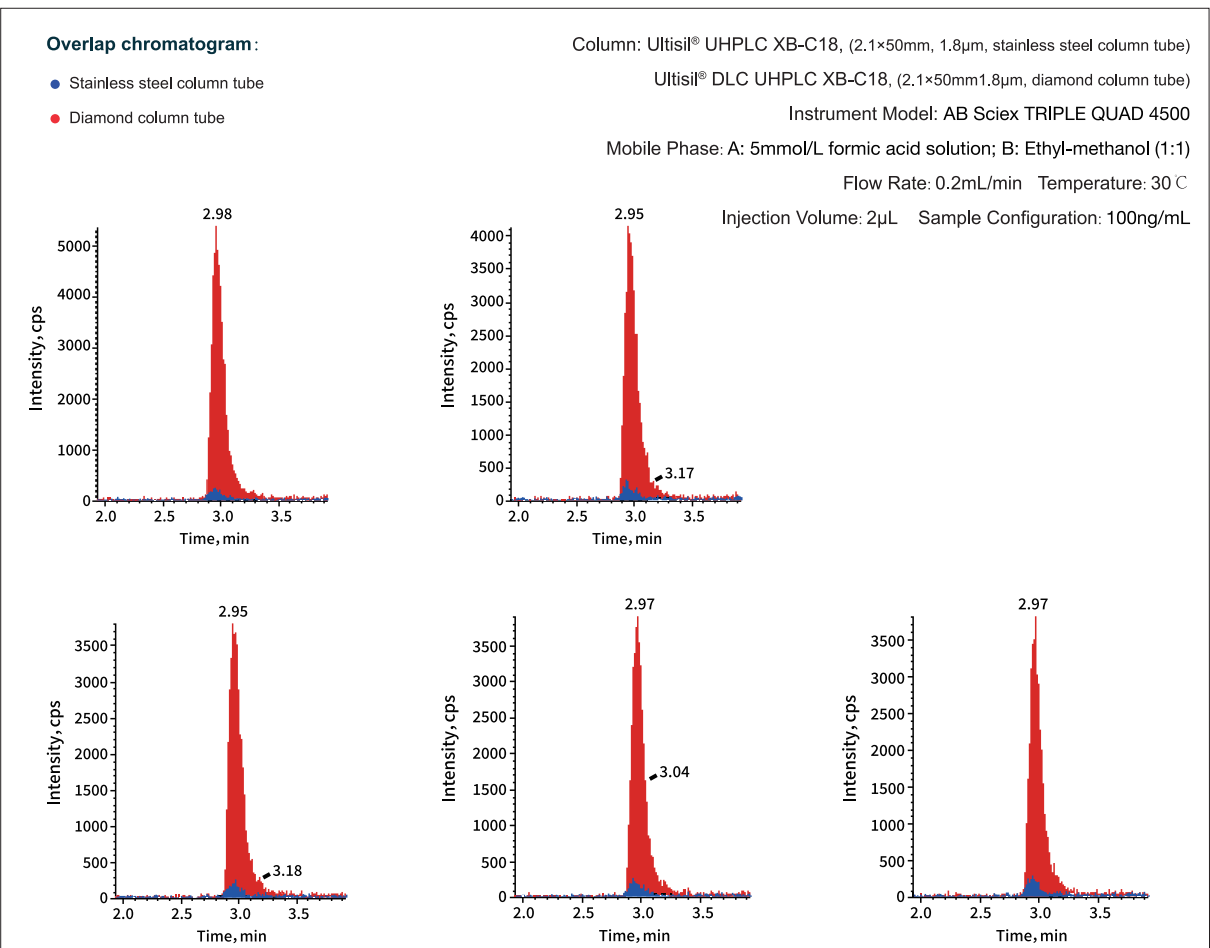


Sample Solution:Accurately weigh 25mg of R-isomer and 25mg of S-isomer separately, place them in a 50mL volumetric flask, add 30mL of water, sonicate to dissolve, and finally, make up to the mark with water to the calibration line.

► **Conclusion:**

1. In the analysis of adenine isomers, DLC column exhibits superior peak shapes compared to conventional stainless steel column.
2. It also demonstrates higher sensitivity and response values, with lesser specific adsorption to the samples.

Detection of Dexamethasone Sodium Phosphate



Mass Spectrometry Conditions

Ion Source	Electrospray Ionization (ESI)
Scanning Mode	Positive Ion Scan
Detection Mode	Multiple Reaction Monitoring (MRM)

Multiple Reaction Monitoring (MRM) Parameters

Compound	Parent Ion (m/z)	Parent Ion (m/z)	Parent Ion (m/z)
Dexamethasone Sodium Phosphate	473.0	435.0*	15
		337.0	20

► **Conclusion:**

1. The diamond column minimizes the specific adsorption behavior of the chromatographic column tube, achieving efficient separation while showing higher sensitivity and response values.
2. The peak signal of the diamond column can be increased several times, indicating that it has obvious advantages in testing metal-sensitive compounds.

02.

GHOST-BUSTER COLUMN



GHOST-BUSTER COLUMN

The Hazards of Ghost Peaks

- Misjudgment of sample components
- Contamination of instruments
- Overlapping with target peak, affecting separation efficiency
- Increased workload: more validation work is required to determine if the substance is indeed the target compound.

What is Ghost Peak?

Ghost Peak is the peak appears erratically like ghost in chromatographic separation, especially during gradient elution or long-period operation.

Where is Ghost Peak from?

- Water, with impurities
- Purification system, polluted or poorly functioning
- Storage containers, polluted or breeding bacteria
- Mobile phase additives, like salts, acids and alkalis
- Instrument, polluted after long-period use
- Other organic pollutants

Welch Ghost-Buster Column can effectively remove impurities with low polarity and thus prevents the interference from all kinds of ghost peaks. It is installed between gradient mixer and injector, which helps remove not only the impurities in mobile phase, but impurities in mixer and pipelines as well.

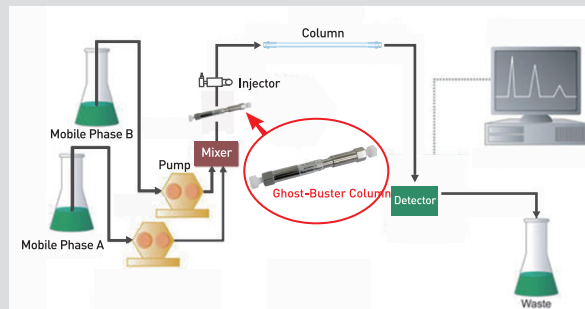
Operation Principles

Unlike in-line filters which removes only solid particles but not organic pollutants, Welch Ghost-Buster column provides strong adsorption to weak-polar and non-polar organic impurities, without changing the composition of mobile phase, thus to purify both mobile phase and system, remove most ghost peaks and extend lifetime of column and system.

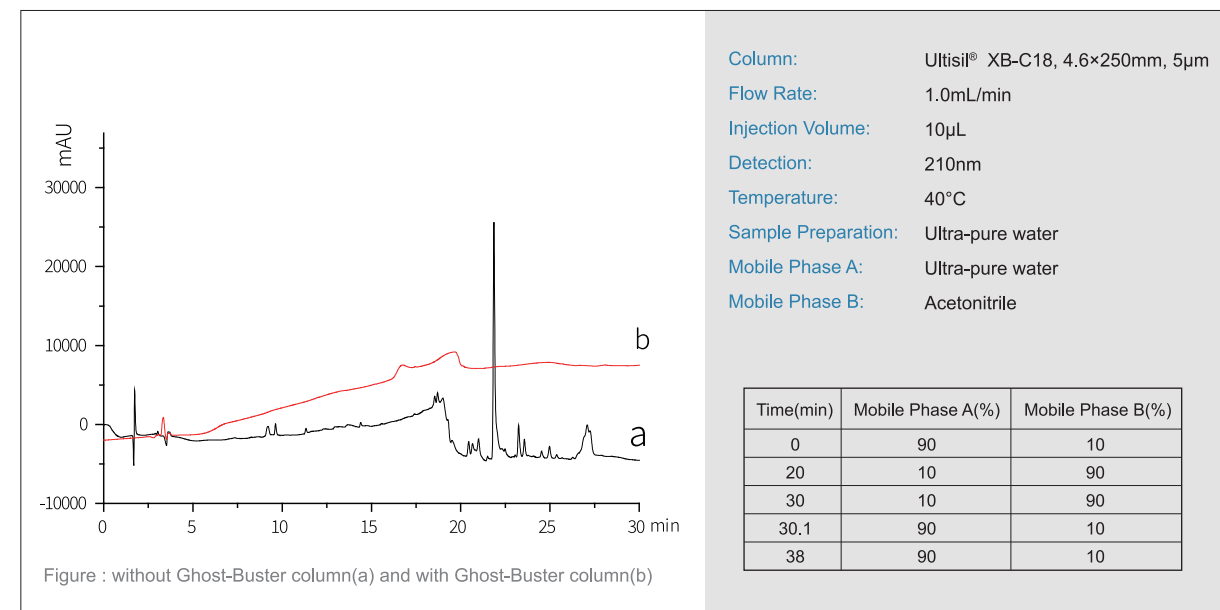
Precautions

1. Install the column between Mixer and Injector. Being installed after injector would cause strong adsorption to samples and affect analysis.
2. For new analytical columns, flush Ghost-Buster column with 80% methanol solution at 1mL/min for 20min before new column switching to the system.
3. Not all impurities can be adsorbed by Ghost-Buster column.
4. Ion-pair solvents in mobile phase, would be adsorbed by Ghost-Buster column and affect retention and peak shape. Please use with caution under such mobile phases.
5. Column lifetime depends on analytical conditions, mobile phase and solvent purity. Routine change of Ghost-Buster column is suggested to ensure performance.
6. Ghost-Buster column is rather a purification part to the system, to filtrate impurities and protect column and system.
7. Before and after using buffer salt mobile phase, flush column with high-ratio water to transit, thus to avoid buffer salting out and blocking the column.
8. When Ghost-Buster column shows unsatisfying performance, try disconnect the outlet of the column and flush with 100% acetonitrile.

Install the Ghost-Buster column between Mixer and Injector. Sample solution must not flow through the column.



Application and Result



Ordering Information—Ghost-Buster Column

Name	P/N	Dimension	Pressure	Instrument
Ghost-Buster Column	06100-31000	4.6×50mm	40MPa	HPLC
Ghost-Buster Column	06100-31001	7.8×50mm	40MPa	HPLC
Ghost-Buster HP Column	06100-31021	2.1×33mm	100MPa	UHPLC
Ghost-Buster HP Column	06100-31025	2.1×50mm	100MPa	UHPLC
Ghost-Buster Column Kit	GBKIT-01	4.6×50mm, With 4 connectors and 2 pipelines	40MPa	HPLC
Ghost-Buster Column Kit	GBKIT-02	7.8×50mm, With 4 connectors and 2 pipelines	40MPa	HPLC

Q&A

Q: For different samples and gradient conditions, should the Ghost-Buster column be removed or changed?

A: Not necessary. But it needs to be removed only for special circumstances like changing of peak position or ion-pair solvents mobile phase.

Q: When gradient elution changed to isocratic, should the Ghost-Buster column be removed?

A: No need to take the Ghost-Buster column if it did not affect the separation, as the elution of mobile phase stays same under isocratic condition. But impurities in mobile phase shall be taken into consideration.

Q: In gradient system, Ghost-Buster column increases the mixed dwell volume. Will this affect the separation?

A: The packing volume of a 4.6×50mm column is ~400μL and the column is installed before the injector, which would cause little influence on the analysis. If it does, connect Ghost-Buster column to the water phase path before the mixer or switching valve.

Q: Any requirements for the connecting of Ghost-Buster column?

A: No special requirements for the connection. Common PEEK tube and connectors for HPLC system is recommended, as metal connectors may have the possibility of being stuck at column ends.

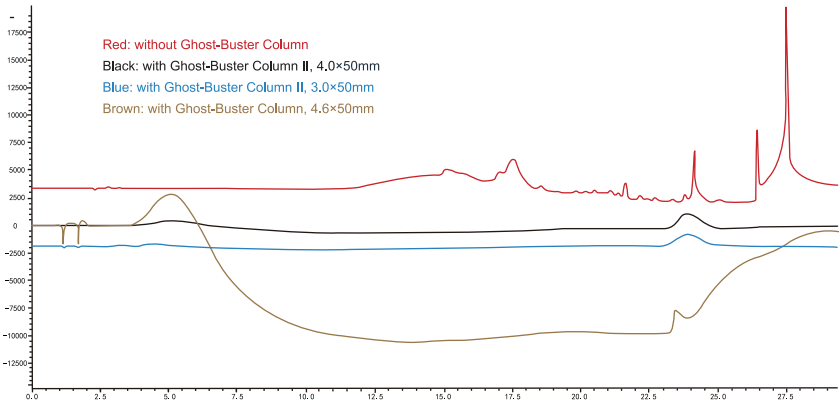


GHOST-BUSTER II COLUMN

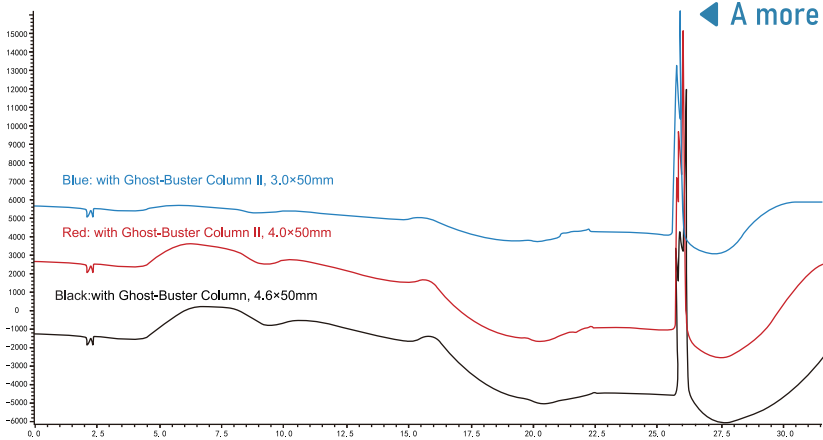
Product characteristics

- Optimize the packing process, employ an improved production method for a more effective capture, and longer durability.
- Further upgrade the overall product design, significantly reducing baseline fluctuations and drift during the initial gradient run process.
- Introduce a new generation of impurity capture columns in sizes 4.0×50mm and 3.0×50mm, perfectly compatible with a high proportion gradient, further shortening post-gradient run time, ensuring a more stable baseline operation.

◀ Having a more significant ability to capture impurities



◀ A more stable and smoother baseline



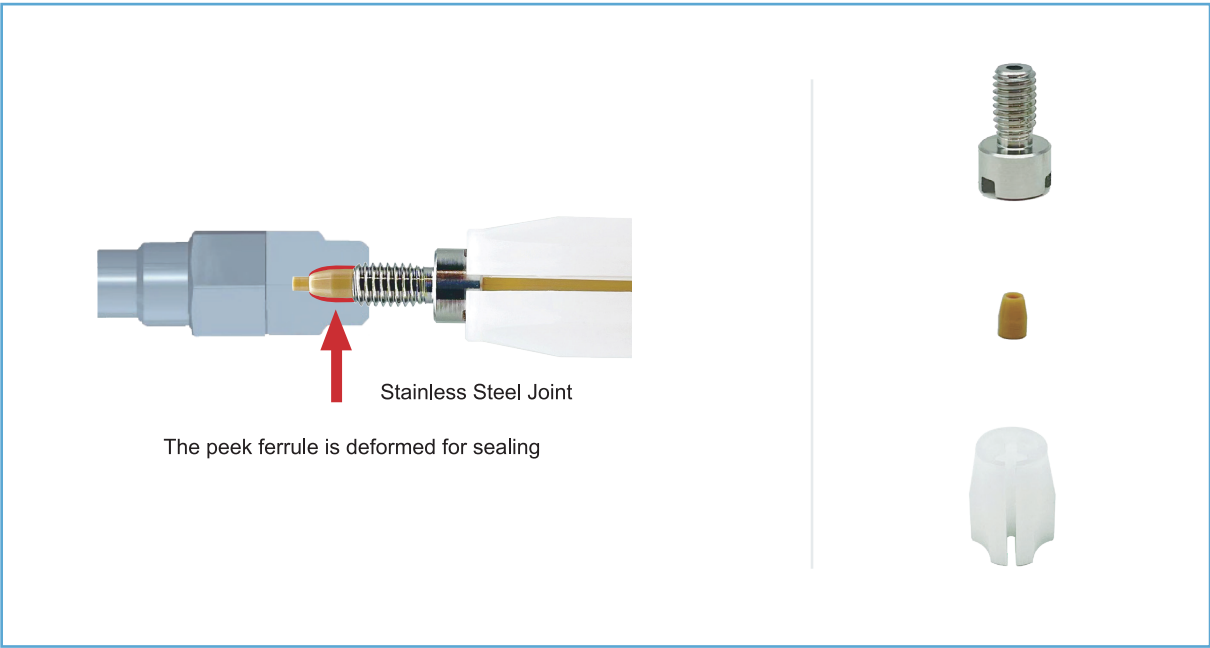
Ordering Information—Ghost-Buster II Column

Name	P/N	Dimension	Pressure
Ghost-Buster Column II	06100-31008	4.0×50mm	40MPa
Ghost-Buster Column II	06100-31016	3.0×50mm	40MPa
Ghost-Buster Column II	06100-31026	4.6×30mm	40MPa
Ghost-Buster Column II	06100-31027	4.0×30mm	40MPa

STAINLESS STEEL ADAPTER

Product characteristics

- Compatible with 1/16" outer diameter tubing, suitable for both conventional analytical and preparative liquid chromatography.
- 10-32 threads can match various types of analytical columns and Ghost-Buster columns.
- Made of stainless steel, with a maximum pressure resistance of 40MPa.
- Paired with Peek ferrules to achieve excellent sealing performance.




Ordering Information—Stainless Steel Adapter

Name	P/N	Description
Stainless steel adapter	00816-00033	1/16 stainless steel connector with peek ferrule and hand wrench

03.

ULTISIL® SERIES HPLC COLUMN



ULTISIL® SERIES HPLC COLUMN — CLASSIC COLUMN BRAND

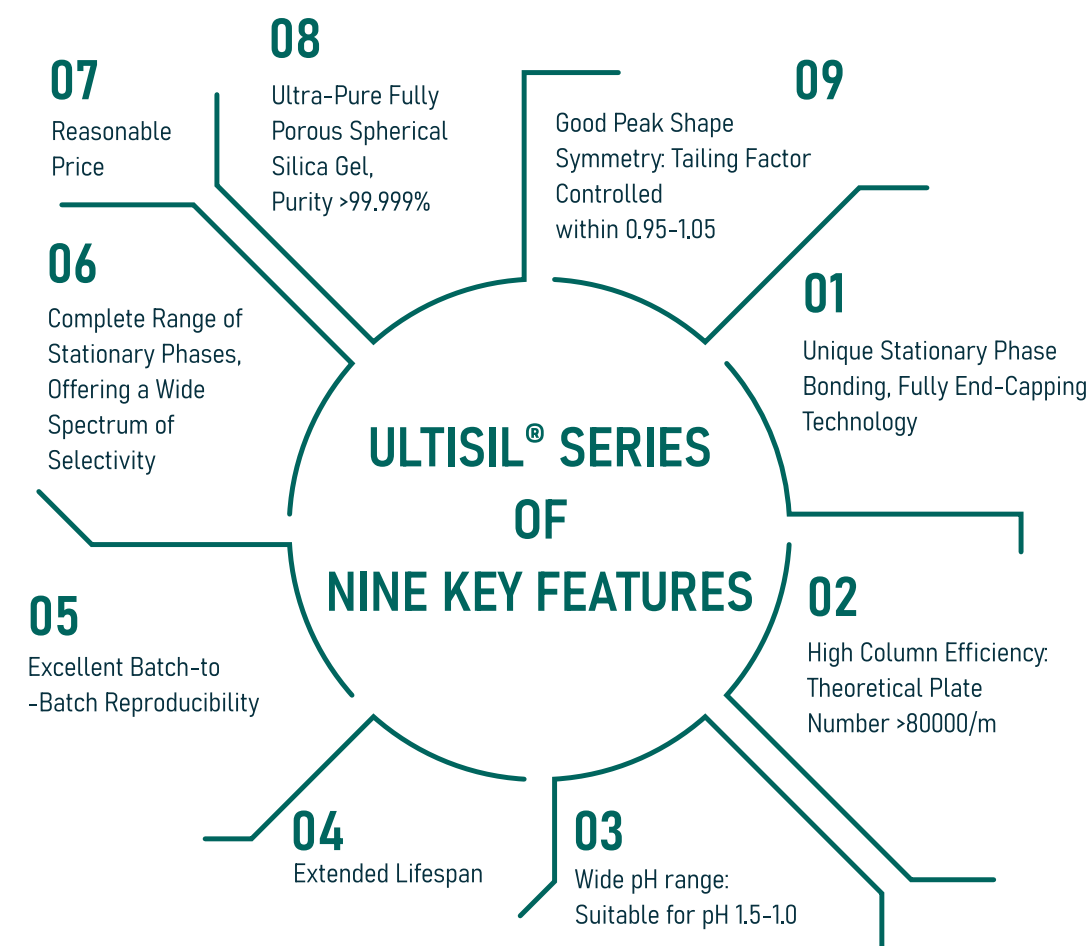
ULTIMATE PERFORMANCE

REASONABLE PRICE

BEST SERVICE

Ultisil® "Ultimate" Series High Performance Liquid Chromatography Columns use ultra-high purity fully porous spherical silica gel as the matrix. They are produced using the company's unique stationary phase bonding technology and silica surface treatment technology, resulting in excellent chromatographic peak shape, separation efficiency, stability, and reproducibility. The series offers a complete range of bonded phases, with stable performance, making it the best choice for a wide range of chromatographers in method development.


Product Characteristics



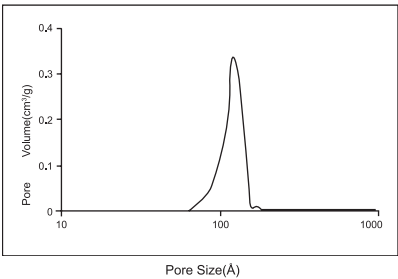
Ultisil® Series Packing Material

Pictures below show size uniformity and surface smoothness of the packing particles, characteristics that enable more uniform packing with less channeling effect, resulting in lower back pressure and higher column efficiency.

SEM Pictures of Ultisil® Silica Particles

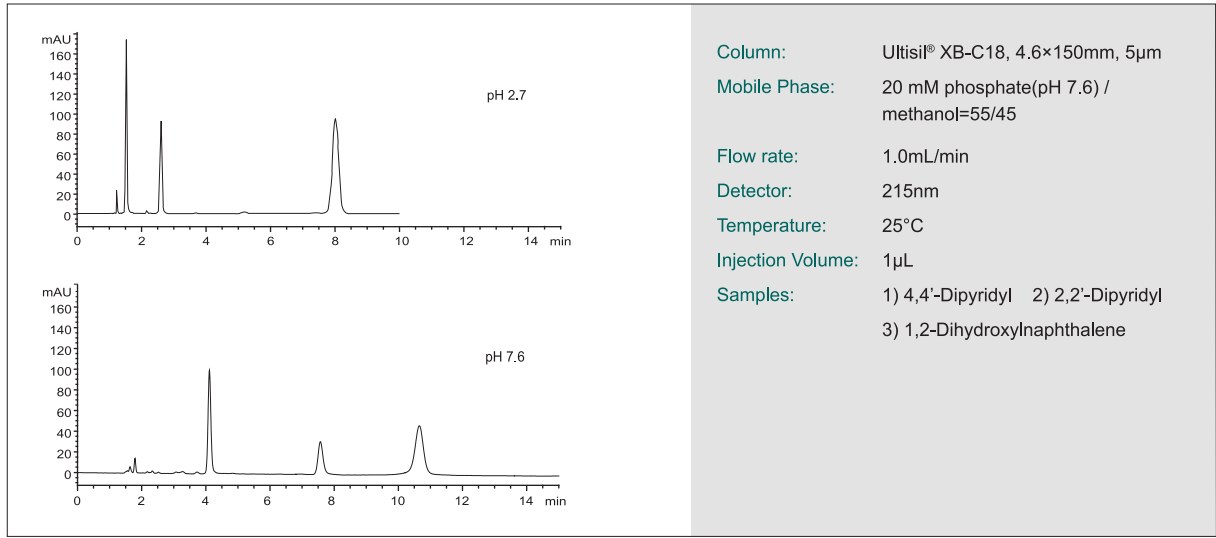


Ultisil® Pore Size Distribution



Trace Amount Metal Contents Test

A useful chromatographic test of trace amount of metal contents in the column is to compare the peak symmetry of one pair of positional isomers, 4,4'-dipyridyl and 2,2'-dipyridyl, and a neutral chelating reagent, 1,2-dihydroxynaphthalene. 4,4'-dipyridyl, which cannot form chelating complex with metal, is used as a reference. 2,2'-dipyridyl and 1,2-dihydroxynaphthalene, which are chelating reagents, are sensitive to trace amount metal in silica. When a C18 column based on type A silica or other so-called type B silica with higher metal content is used, the peaks of 2,2'-dipyridyl and 1,2-dihydroxynaphthalene would tail or even totally disappear.



Ultisil® XB-C18 provides good peak shapes in the separation of these three compounds under pH 7.6, which indicates Ultisil silica contains hardly any metals.

ULTISIL® XB SERIES HPLC COLUMN

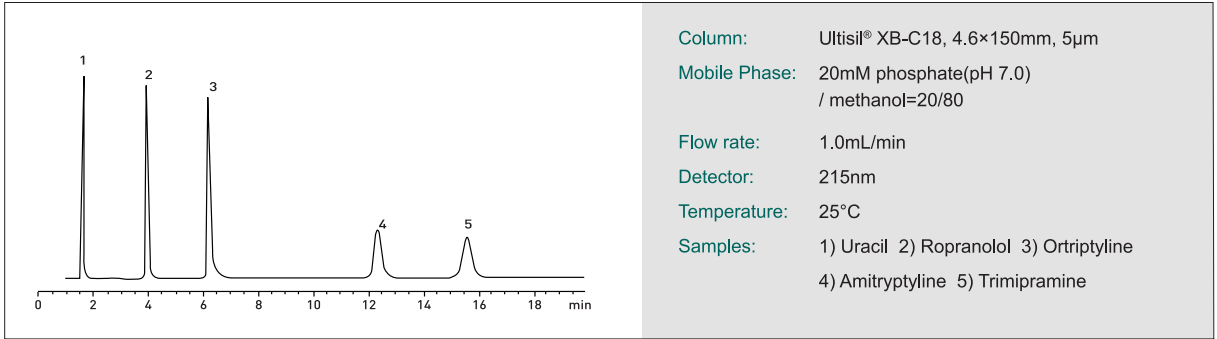
Ultisil® XB-C18—Universal HPLC Analytical Column

Ultisil® XB-C18 is the most commonly used column in the market. It can substitute Waters Symmetry C18, Agilent Zorbax XDB C18, Phenomenex Luna C18, Supelcosil LC-18-DB, YMC ODS-AM, Alltima C18, GL, Inertsil ODS-2 etc. XB-C18 has high theoretical plates and peak capacity, so it's suitable for analysis of complex samples.

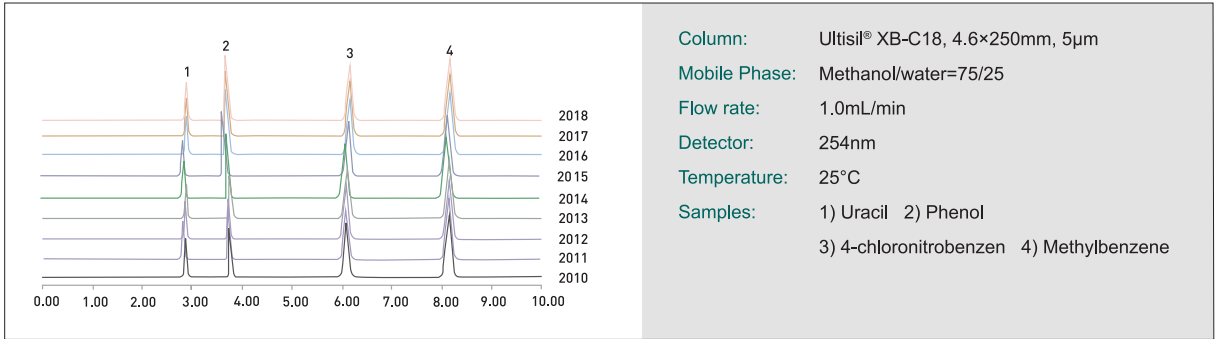
Specifications

Structural Formula	
pH Range	1.5-10.0
Particle Size	3µm, 5µm, 10µm
Surface Area(m²/g)	320(120Å), 90(300Å)
Carbon Loading(%)	17(120Å), 8(300Å)
USP List	L1
Endcapped	Yes

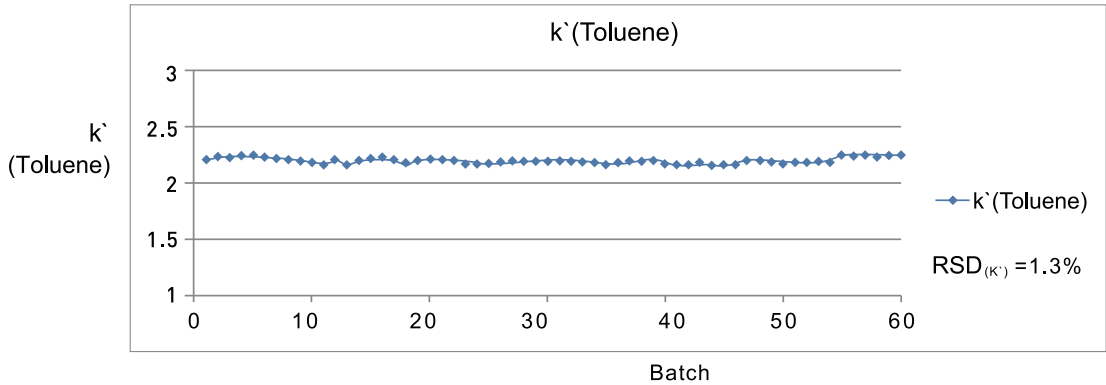
Separation of Basic Compounds Antidepressant at pH 7.0



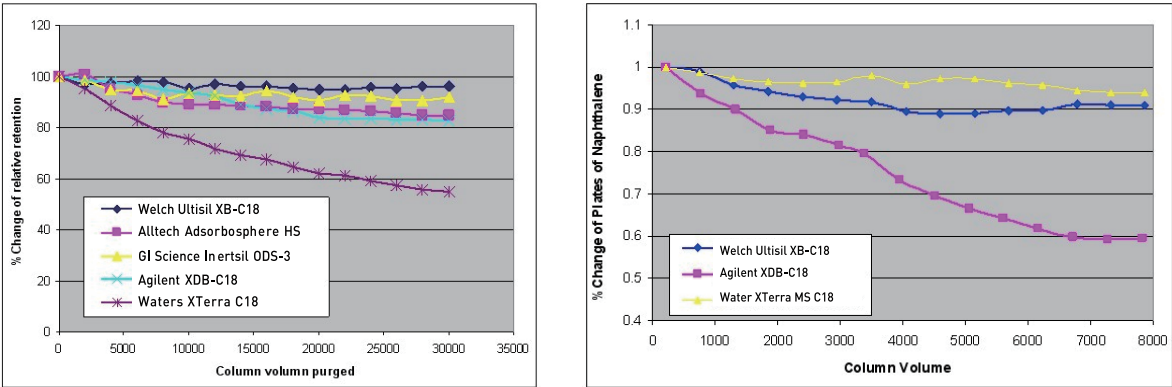
Comparison of Peak Shape between Batch to Batch



Capacity Factor(K') of Batch to Batch Reproducibility

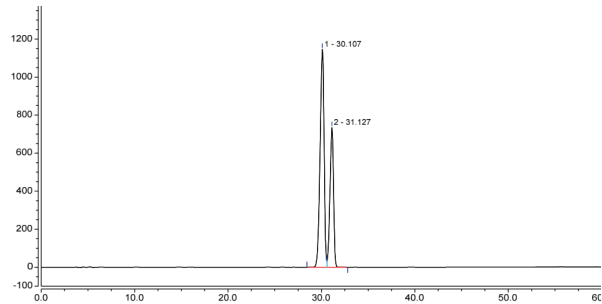


Excellent Stability at Low pH and High pH



The stability of XB-C18 is better than other brand columns under pH 1.3 or under pH 10.

Argatroban

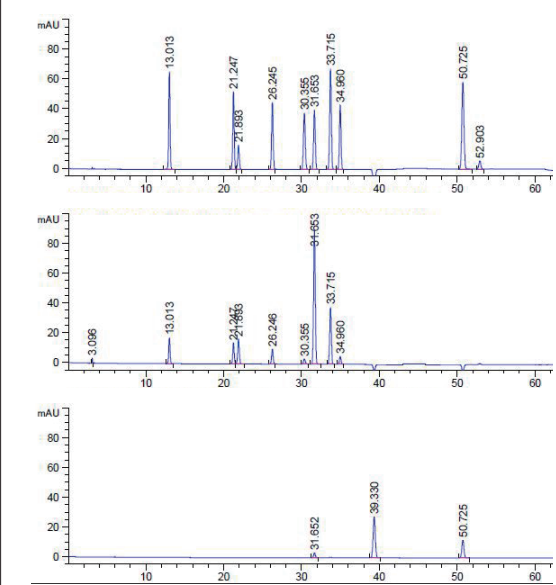


Column: Ultisil® XB-C18, 4.6×250mm, 3µm
Mobile Phase: A: 10mmol/L ammonium acetate
B: acetonitrile/methanol=50/30
Flow Rate: 0.6mL/min
Detector: 259nm
Temperature: 50°C
Injection Volume: 10µL
Reference Sample: S-argatroban, R-argatroban

Gradient Program:

Time(min)	Mobile Phase A(%)	Mobile Phase B(%)
0	60	40
20	60	40
35	50	50
50	20	80
60	20	80
60.1	60	40
80	60	40

Paracetamol Injection USP 36

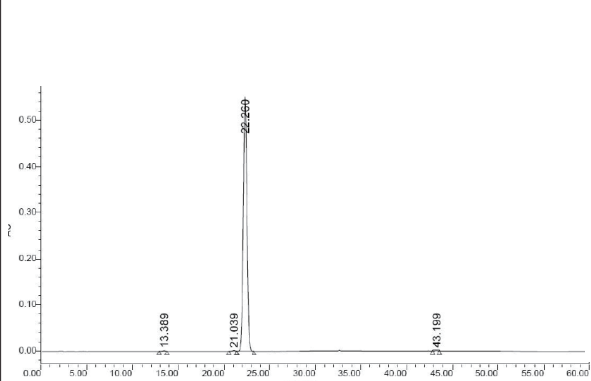


Column: Ultisil® XB-C18, 4.6×250mm, 5µm
Mobile Phase: A: methanol/water/acetic acid =50/950/1
B: methanol/water/acetic acid =50/500/1
Flow Rate: 0.9mL/min
Detector: 254nm, 275nm, 317nm
Temperature: 40°C
Injection Volume: 20µL
Reference Sample: L-hydroxyproline, glycine, alanine, L-proline

Gradient Program:

Time(min)	Mobile Phase A(%)	Mobile Phase B(%)
0	82	18
8	82	18
53	0	100
58	0	100
59	82	18
73	82	18

Progesterone(EP 5.0)

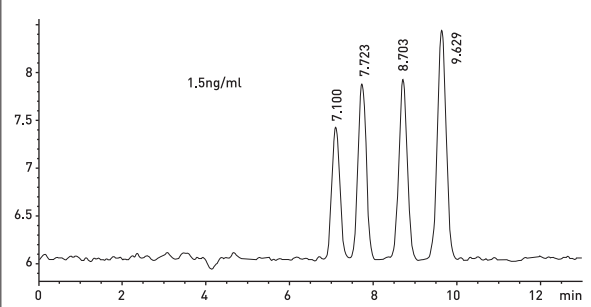


Column: Ultisil® XB-C18, 4.6×150mm, 5µm
Mobile Phase: A: water B: acetonitrile
Flow Rate: 0.9mL/min
Detector: 254nm, 275nm, 317nm
Temperature: 40°C
Injection Volume: 20µL
Reference Sample: L-hydroxyproline, glycine, alanine, L-proline

Gradient Program:

Time(min)	Mobile Phase A(%)	Mobile Phase B(%)
0-20	50	50
20-27	50-20	50-80
27-45	20	80
45-50	50	50

Aflatoxin



Column: Ultisil® XB-C18, 4.6×250mm, 5µm
Mobile Phase: Water/methanol/acetonitrile=46/40/14
Flow Rate: 1.0mL/min
Detector: Excitation wavelength: 360nm
Temperature: Emission wavelength: 450nm Gain:17
Injection Volume: 30°C
Reference Sample: Post -column photo chemical derivation (254 nm)

Aflatoxin B1, B2, G1, G2 mixed standards, meets separation requirements

Ordering Information—Ultisil® XB-C18


Particle Size	ID (mm)	Column Length (mm)								Guard Cartridge	Cartridge Holder
		30	50	75	100	150	200	250	300	10mm Length	
3µm 120 Å	2.1	H00201-21009	H00201-21010	H00201-21011	H00201-21012	H00201-21014	H00201-21015	H00201-21016	-	H00808-23001	00808-01107
	3.0	H00201-21018	H00201-21019	H00201-21020	H00201-21021	H00201-21023	H00201-21024	H00201-21025	-	H00808-23001	00808-01107
	4.0	H00201-21027	H00201-21028	H00201-21029	H00201-21030	H00201-21032	H00201-21033	H00201-21034	-	H00808-03001	00808-01101
	4.6	H00201-21036	H00201-21037	H00201-21038	H00201-21039	H00201-21041	H00201-21042	H00201-21043	-	H00808-03001	00808-01101
5µm 120 Å	2.1	H00201-31009	H00201-31010	H00201-31011	H00201-31012	H00201-31014	H00201-31015	H00201-31016	-	H00808-24001	00808-01107
	3.0	H00201-31018	H00201-31019	H00201-31020	H00201-31021	H00201-31023	H00201-31024	H00201-31025	-	H00808-24001	00808-01107
	4.0	H00201-31027	H00201-31028	H00201-31029	H00201-31030	H00201-31032	H00201-31033	H00201-31034	H00201-31035	H00808-04001	00808-01101
	4.6	H00201-31036	H00201-31037	H00201-31038	H00201-31039	H00201-31041	H00201-31042	H00201-31043	H00201-31044	H00808-04001	00808-01101
10µm 120 Å	4.0	-	-	-	H00201-41030	H00201-41032	H00201-41033	H00201-41034	H00201-41035	H00808-05001	00808-01101
	4.6	-	-	-	H00201-41039	H00201-41041	H00201-41042	H00201-41043	H00201-41044	H00808-05001	00808-01101

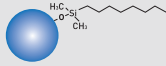
300Å column is available. Please contact Welch or your local distributor for other dimensions.

Ultisil® XB-C8-Less retentive than XB-C18

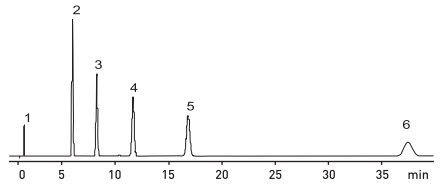
The XB-C8 phase is less retentive than XB-C18 phase, useful for strong hydrophobic compounds that are too strongly retained on C18 phase, and for LC/MS applications, where long retention is not desired. When separating neutral or other highly retained compounds, XB-C8 can save analytical time. However, when separating polar compounds, XB-C8 column provides different selectivity than does XB-C18 column.

Specifications

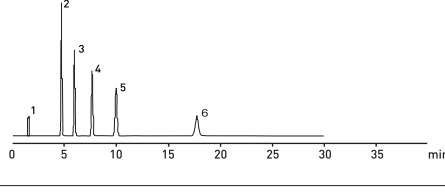


Structural Formula	
pH Range	1.5-10.0
Particle Size	3µm, 5µm, 10µm
Surface Area(m ² /g)	320(120Å), 90(300Å)
Carbon Loading(%)	12(120Å), 4(300Å)
USP List	L7
Endcapped	Yes

Comparison of Retention of XB-C18 and XB-C8



Ultisil® XB-C18



Ultisil® XB-C8

Column: 4.6×150mm, 5µm

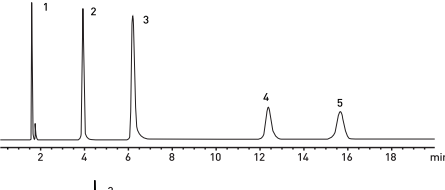
Mobile Phase: Water/acetonitrile=30/70

Flow rate: 1.0mL/min

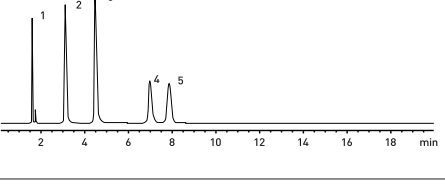
Detector: 344nm

Temperature: 25°C

Samples: 1) Uracil 2) Ethylbenzene 3) Propylbenzene 4) Butylbenzene 5) Amylbenzene 6) Heptylbenzene



Ultisil® XB-C18



Ultisil® XB-C8

Column: 4.6×150mm, 5µm

Mobile Phase: 20mM phosphate(pH 7.0)/methanol=20/80

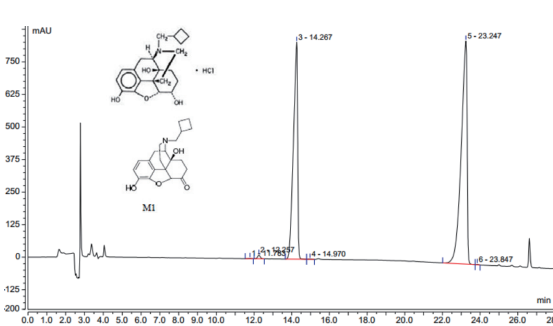
Flow rate: 1.0mL/min

Detector: 215nm

Temperature: 25°C

Samples: 1) Uracil 2) Ropranolol 3) Ortriptyline 4) Amitriptyline 5) Trimipramine

Nalbuphine HCl



Magnify

Column: Ultisil® XB-C8, 4.6×250mm, 5µm

Mobile Phase: A: 0.02mol/L KH₂PO₄ buffer(pH 6.5)(%)
B: acetonitrile

Flow Rate: 1.0mL/min

Detector: 220nm

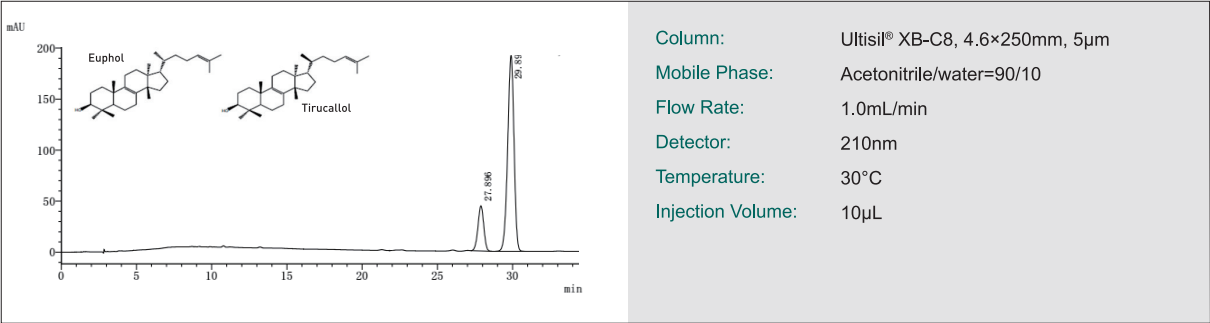
Temperature: 30°C

Injection Volume: 10µL

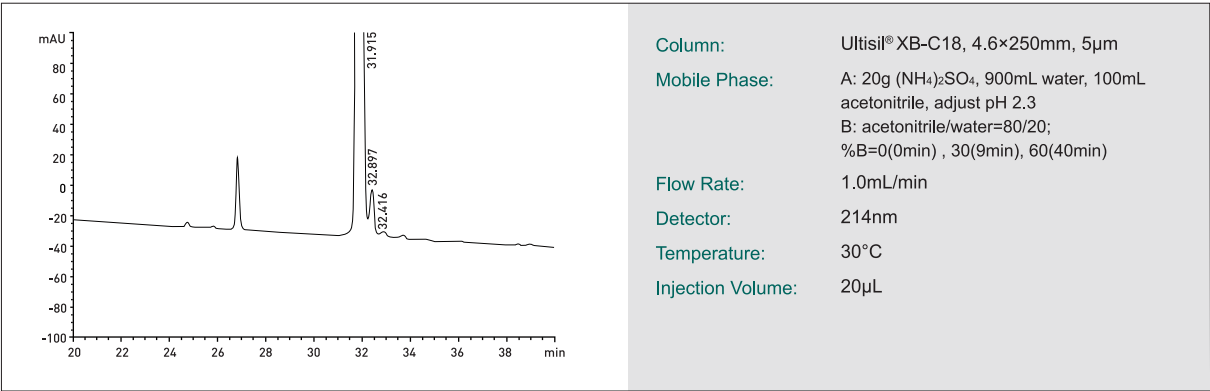
Gradient Program:

Time(min)	Mobile Phase A(%)	Mobile Phase B(%)
0	80	20
15	70	30
25	40	60
28	40	60
30	80	20
45	80	20

Tirucallol and Euphol



Analysis of Insulin Detemir



Ordering Information—Ultisil® XB-C8


Particle Size	ID (mm)	Column Length (mm)								Guard Cartridge	Cartridge Holder
		30	50	75	100	150	200	250	300		
3µm 120 Å	2.1	H00202-21009	H00202-21010	H00202-21011	H00202-21012	H00202-21014	H00202-21015	H00202-21016	-	H00808-23002	00808-01107
	3.0	H00202-21018	H00202-21019	H00202-21020	H00202-21021	H00202-21023	H00202-21024	H00202-21025	-	H00808-23002	00808-01107
	4.0	H00202-21027	H00202-21028	H00202-21029	H00202-21030	H00202-21032	00202-21033	H00202-21034	-	H00808-03002	00808-01101
	4.6	H00202-21036	H00202-21037	H00202-21038	H00202-21039	H00202-21041	H00202-21042	H00202-21043	-	H00808-03002	00808-01101
5µm 120 Å	2.1	H00202-31009	H00202-31010	H00202-31011	H00202-31012	H00202-31014	H00202-31015	H00202-31016	-	H00808-24002	00808-01107
	3.0	H00202-31018	H00202-31019	H00202-31020	H00202-31021	H00202-31023	H00202-31024	H00202-31025	-	H00808-24002	00808-01107
	4.0	H00202-31027	H00202-31028	H00202-31029	H00202-31030	H00202-31032	H00202-31033	H00202-31034	H00202-31035	H00808-04002	00808-01101
	4.6	H00202-31036	H00202-31037	H00202-31038	H00202-31039	H00202-31041	H00202-31042	H00202-31043	H00202-31044	H00808-04002	00808-01101
10µm 120 Å	4.0	-	-	-	-	H00202-41032	H00202-41033	H00202-41034	H00202-41035	H00808-05002	00808-01101
	4.6	-	-	-	-	H00202-41041	H00202-41042	H00202-41043	H00202-41044	H00808-05002	00808-01101

300Å column is available. Please contact Welch or your local distributor for other dimensions.

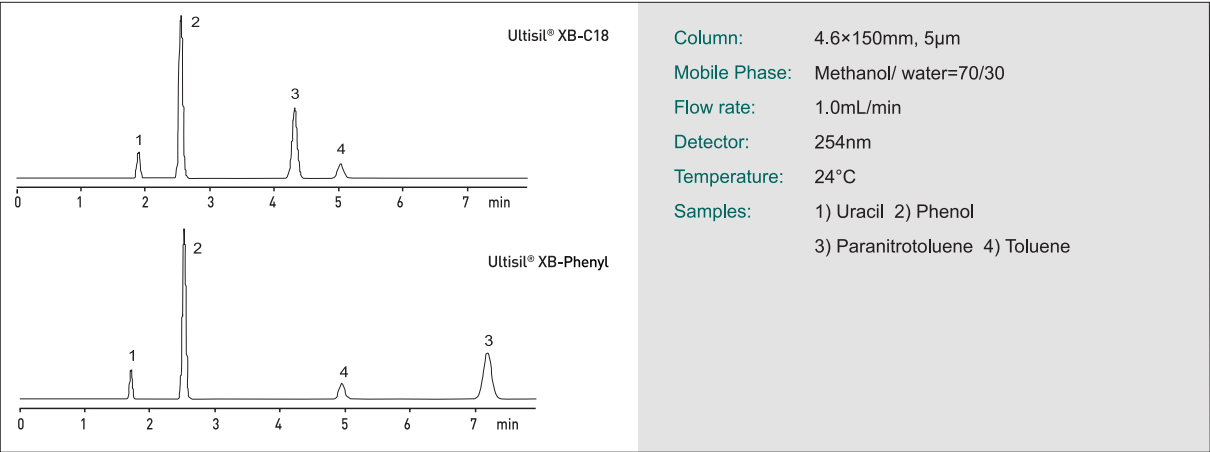
Ultisil® XB-Phenyl-Different Selectivity to Alkyl Phase

Ultisil® XB-Phenyl phase is less retentive than conventional C18 or C8 phases, but more retentive than standard cyano phase. Due to their ability to participate in π - π interactions, XB-Phenyl columns may actually be more retentive than C18 or C8 columns towards certain polar aromatic compounds, depending on running conditions. The selectivity for highly polar aromatics, which are poorly retained on alkyl-bonded phases, together with reduced retentivity towards non-polar compounds, make XB-Phenyl an excellent choice for the analysis of complex mixtures of polar and non-polar analytes. Additionally, this bonding phase boasts high surface coverage and exhaustive double end-capping, leading to better performance.

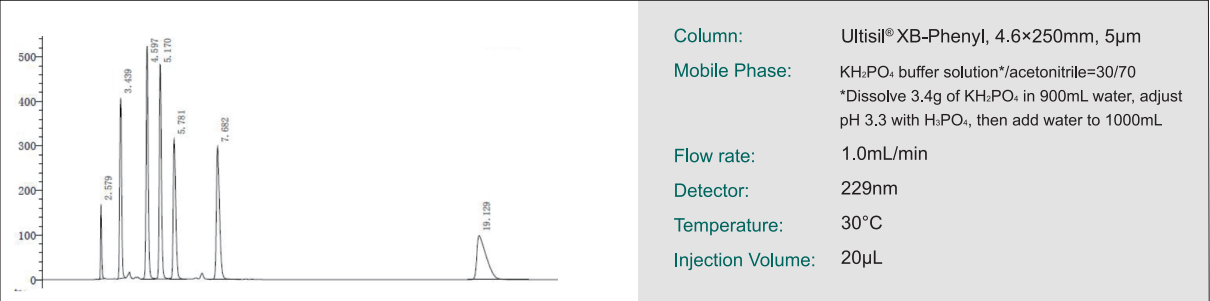
Specifications



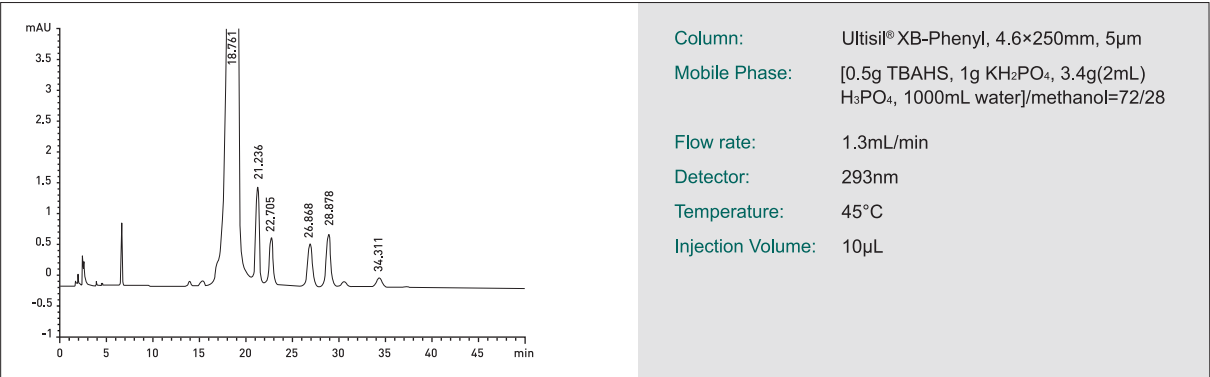
Unique Selectivity for Aromatic Compounds of Ultisil® XB-Phenyl Phase



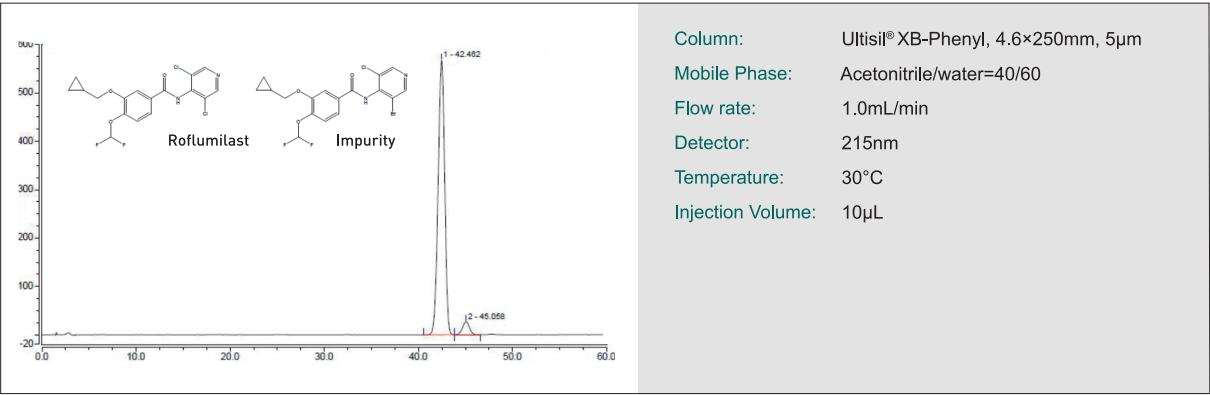
Fenticonazole Nitrate



Moxifloxacin Hydrochloride



Roflumilast



Ordering Information—Ultisil® XB-Phenyl

Particle Size	ID (mm)	Column Length (mm)								Guard Cartridge	Cartridge Holder
		30	50	75	100	150	200	250	300		
3µm 120 Å	2.1	H00203-21009	H00203-21010	H00203-21011	H00203-21012	H00203-21014	H00203-21015	H00203-21016	-	H00808-23006	00808-01107
	3.0	H00203-21018	H00203-21019	H00203-21020	H00203-21021	H00203-21023	H00203-21024	H00203-21025	-	H00808-23006	00808-01107
	4.0	H00203-21027	H00203-21028	H00203-21029	H00203-21030	H00203-21032	H00203-21033	H00203-21034	-	H00808-03006	00808-01101
	4.6	H00203-21036	H00203-21037	H00203-21038	H00203-21039	H00203-21041	H00203-21042	H00203-21043	-	H00808-03006	00808-01101
5µm 120 Å	2.1	H00203-31009	H00203-31010	H00203-31011	H00203-31012	H00203-31014	H00203-31015	H00203-31016	-	H00808-24006	00808-01107
	3.0	H00203-31018	H00203-31019	H00203-31020	H00203-31021	H00203-31023	H00203-31024	H00203-31025	-	H00808-24006	00808-01107
	4.0	H00203-31027	H00203-31028	H00203-31029	H00203-31030	H00203-31032	H00203-31033	H00203-31034	H00203-31035	H00808-04006	00808-01101
	4.6	H00203-31036	H00203-31037	H00203-31038	H00203-31039	H00203-31041	H00203-31042	H00203-31043	H00203-31044	H00808-04006	00808-01101
10µm 120 Å	4.0	-	-	-	-	H00203-41032	H00203-41033	H00203-41034	H00203-41035	H00808-05006	00808-01101
	4.6	-	-	-	-	H00203-41041	H00203-41042	H00203-41043	H00203-41044	H00808-05006	00808-01101

300Å column is available. Please contact Welch or your local distributor for other dimensions..

Ultisil® XB-C4-suitable for separation of bio-samples

Features

- Optimize the packing process, employ an improved production method for a more effective capture, and longer durability.
- Column packing of 300Å big pore size particles is appropriate for separation of peptide and protein samples with sharp peak shape.
- Minibore column can be used for LC/MS(/MS).

Specifications

Structural Formula	
pH Range	1.5-10.0
Particle Size	3µm, 5µm, 10µm
Surface Area(m2/g)	320(120Å), 90(300Å)
Carbon Loading(%)	8(120Å), 3(300Å)
USP List	L26
Endcapped	Yes

Ethinylestradiol

Chromatogram showing peaks at 6.918, 16.194, 28.130, 29.776, 31.280, 33.657, and 47.728 minutes. The y-axis is AU (0 to 75000) and the x-axis is time in minutes (0 to 60).

Column: Ultisil® XB-C4, 4.6×250mm, 5µm

Mobile Phase: A: acetonitrile/water=30/70
B: acetonitrile/water=75/25

Flow Rate: 1.5mL/min

Detector: 220nm

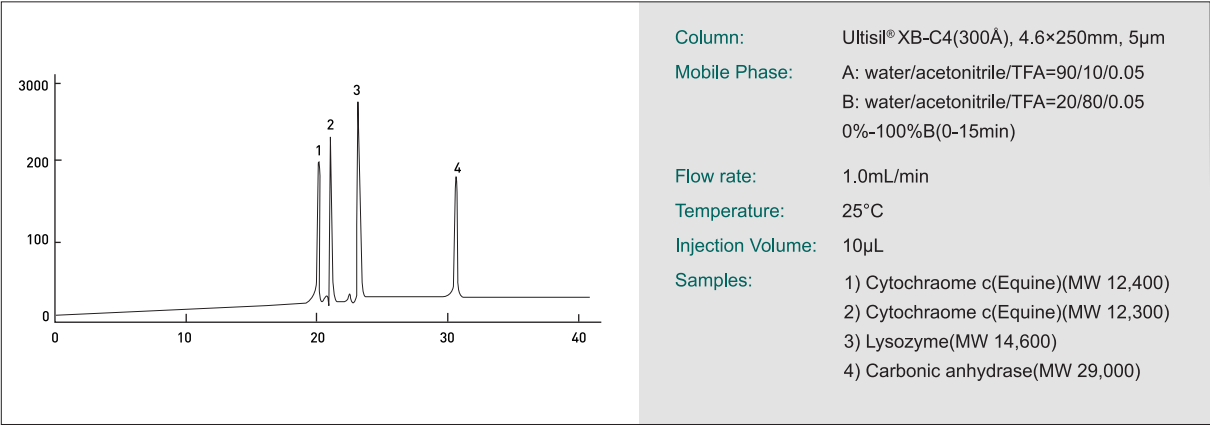
Temperature: 30°C

Injection Volume: 30µL

Gradient Program:

Time(min)	Mobile Phase A(%)	Mobile Phase B(%)
0	100	0
35	100	0
65	0	100

Detection of Protein Standards



Ordering Information—Ultisil® XB-C4

Particle Size	ID (mm)	Column Length (mm)								Guard Cartridge	Cartridge Holder
		30	50	75	100	150	200	250	10mm length		
3µm 120 Å	2.1	H00216-21009	H00216-21010	H00216-21011	H00216-21012	H00216-21014	H00216-21015	H00216-21016	H00808-23011		00808-01107
	3.0	H00216-21018	H00216-21019	H00216-21020	H00216-21021	H00216-21023	H00216-21024	H00216-21025	H00808-23011		00808-01107
	4.0	H00216-21027	H00216-21028	H00216-21029	H00216-21030	H00216-21032	H00216-21033	H00216-21034	H00808-03030		00808-01101
	4.6	H00216-21036	H00216-21037	H00216-21038	H00216-21039	H00216-21041	H00216-21042	H00216-21043	H00808-03030		00808-01101
5µm 120 Å	2.1	H00216-31009	H00216-31010	H00216-31011	H00216-31012	H00216-31014	H00216-31015	H00216-31016	H00808-24008		00808-01107
	3.0	H00216-31018	H00216-31019	H00216-31020	H00216-31021	H00216-31023	H00216-31024	H00216-31025	H00808-24008		00808-01107
	4.0	H00216-31027	H00216-31028	H00216-31029	H00216-31030	H00216-31032	H00216-31033	H00216-31034	H00808-04008		00808-01101
	4.6	H00216-31036	H00216-31037	H00216-31038	H00216-31039	H00216-31041	H00216-31042	H00216-31043	H00808-04008		00808-01101
10µm 120 Å	4.0	-	-	-	-	H00216-41032	H00216-41033	H00216-41034	H00808-05008		00808-01101
	4.6	-	-	-	-	H00216-41041	H00216-41042	H00216-41043	H00808-05008		00808-01101

300Å column is available. Please contact Welch or your local distributor for other dimensions.


Ultisil® XB-C1


Ultisil® XB-C1 column is bonded with trimethylchlorosilane, possessing medium polarity. It can be used with common reverse-phase solvents to analyze hydrophobic compounds or with high-water content solvents to analyze highly polar compounds. Due to hydrophobic interactions, the retention is lower compared to other high-performance liquid chromatography columns, enabling rapid elution of hydrophobic compounds. Sometimes, it can also provide better separation of hydrophilic compounds than other reverse-phase columns. It is suitable for separating samples that are highly polar and difficult to separate with general reverse-phase or normal-phase columns.

Features

- Lowest hydrophobicity among reversed phases.
- Intermediate polarity between normal phase silica and other alkyl bonded reversed phase.
- Alternative selectivity to C18 phase.

Specifications



Structural Formula	
pH Range	1.5-10.0
Particle Size	5µm
Surface Area(m2/g)	320(120Å)
Carbon Loading(%)	4(120Å)
USP List	L13
Endcapped	Yes

Ordering Information—Ultisil® XB-C1

Particle Size	ID (mm)	Column Length (mm)								Guard Cartridge	Cartridge Holder
		30	50	75	100	150	200	250	300	10mm length	
5µm 120 Å	2.1	H00217-31009	H00217-31010	H00217-31011	H00217-31012	H00217-31014	H00217-31015	H00217-31016	-	H00808-24023	00808-01107
	3.0	H00217-31018	H00217-31019	H00217-31020	H00217-31021	H00217-31023	H00217-31024	H00217-31025	-	H00808-24023	00808-01107
	4.0	H00217-31027	H00217-31028	H00217-31029	H00217-31030	H00217-31032	H00217-31033	H00217-31034	H00217-31035	H00808-04026	00808-01101
	4.6	H00217-31036	H00217-31037	H00217-31038	H00217-31039	H00217-31041	H00217-31042	H00217-31043	H00217-31044	H00808-04026	00808-01101

Ultisil® XB-CN-unique selectivity for polar compounds


Ultisil® XB-CN column can be used in either reversed or normal phase. Reversed phase CN column has special selectivity for polar compounds, and due to its low hydrophobicity, elution of hydrophobic molecules is fast. Furthermore, XB-CN column shows perfect peak shape for strong basic analytes (including quaternary ammonium salts). Polarity of XB-CN column is the strongest among all reversed columns. It is a good choice for compounds that are strongly retained on standard reversed columns.

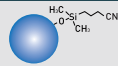
Normal phase CN column can replace SiO₂ column. Equilibrium of normal phase column is fast, and the silica surface activity is better than that of silica column. To prolong column life time, alternation between reversed phase and normal phase uses should be avoided. While XB-CN column can be used in either reversed or normal phase, elution sequence is different in different separation mode.

Features

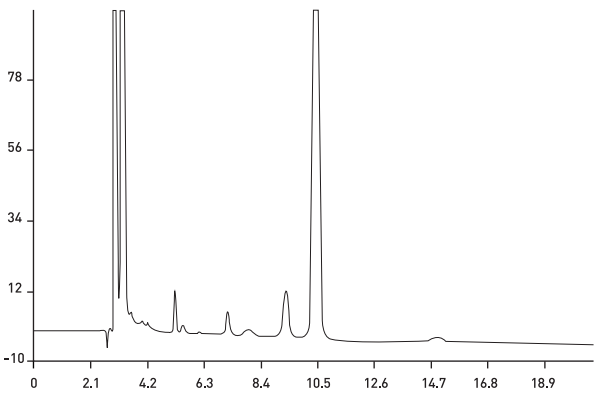
- Can be used in either reversed or normal phases.
- Stable bonding chemistry and excellent surface coverage.
- Low hydrophobicity, unique selectivity.

Specifications



Structural Formula	
pH Range	1.5-9.0
Particle Size	3µm, 5µm, 10µm
Surface Area(m2/g)	320(120Å)
Carbon Loading(%)	7(120 Å)
USP List	L10
Endcapped	Yes

Rifampicin Isoniazid and Pyrazinamide



Column: Ultisil® XB-CN, 4.6×250mm, 5µm

Mobile Phase: 0.01mol/L sodium heptanesulfonate solution* / acetonitrile=54/46
* Dissolve 2.0225g of sodium heptanesulfonate in 1000mL water, adjust pH 1.85 with H₃PO₄.

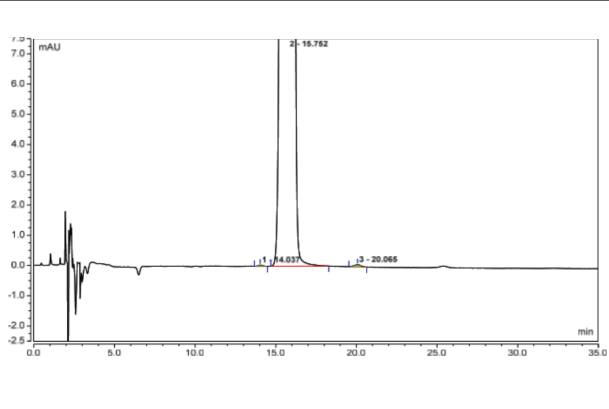
Detector: 254nm

Flow rate: 0.6mL/min

Temperature: 30°C

Injection Volume: 20µL

Carbamazepine



Column: Ultisil® XB-CN, 4.6×250mm, 5µm

Mobile Phase: Water/methanol/tetrahydrofuran=850/120/30, add 0.2mL formic acid and 0.5mL triethylamine for every 1000mL

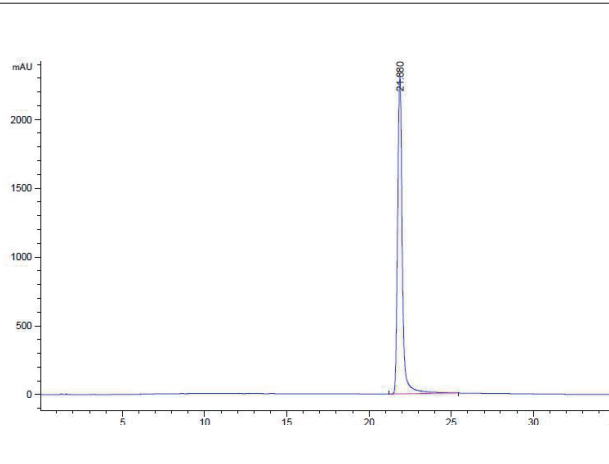
Detector: 230nm

Flow rate: 1.5mL/min

Temperature: 40°C

Injection Volume: 20µL

Cetilistat



Column: Ultisil® XB-CN, 4.6×250mm, 5µm

Mobile Phase: A: water B: acetonitrile

Flow Rate: 1.0mL/min

Detector: 221nm

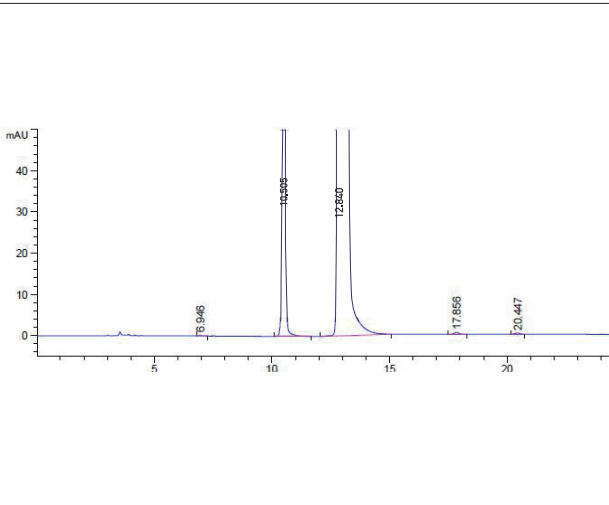
Temperature: 35°C

Injection Volume: 10µL

Gradient Program:

Time(min)	Mobile Phase A(%)	Mobile Phase B(%)
0	60	40
30	20	80
40	20	80

Alogliptin Benzoate



Column: Ultisil® XB-CN, 4.6×250mm, 5µm

Mobile Phase: A: acetonitrile/water/TFA=100/1900/1
B: acetonitrile/water/TFA=1900/100/1

Flow Rate: 1.0mL/min

Detector: 278nm

Temperature: 35°C

Injection Volume: 20µL


Gradient Program:

Time(min)	Mobile Phase A(%)	Mobile Phase B(%)
0	99	1
30	80	20
50	10	90
51	99	1

Ordering Information—Ultisil® XB-CN

Particle Size	ID (mm)	Column Length (mm)								Guard Cartridge	Cartridge Holder
		30	50	75	100	150	200	250	300	10mm length	
3µm 120 Å	2.1	H00205-21009	H00205-21010	H00205-21011	H00205-21012	H00205-21014	H00205-21015	H00205-21016	-	H00808-23007	00808-01107
	3.0	H00205-21018	H00205-21019	H00205-21020	H00205-21021	H00205-21023	H00205-21024	H00205-21025	-	H00808-23007	00808-01107
	4.0	H00205-21027	H00205-21028	H00205-21029	H00205-21030	H00205-21032	H00205-21033	H00205-21034	-	H00808-03007	00808-01101
	4.6	H00205-21036	H00205-21037	H00205-21038	H00205-21039	H00205-21041	H00205-21042	H00205-21043	-	H00808-03007	00808-01101
5µm 120 Å	2.1	H00205-31009	H00205-31010	H00205-31011	H00205-31012	H00205-31014	H00205-31015	H00205-31016	-	H00808-24007	00808-01107
	3.0	H00205-31018	H00205-31019	H00205-31020	H00205-31021	H00205-31023	H00205-31024	H00205-31025	-	H00808-24007	00808-01107
	4.0	H00205-31027	H00205-31028	H00205-31029	H00205-31030	H00205-31032	H00205-31033	H00205-31034	H00205-31035	H00808-04007	00808-01101
	4.6	H00205-31036	H00205-31037	H00205-31038	H00205-31039	H00205-31041	H00205-31042	H00205-31043	H00205-31044	H00808-04007	00808-01101
10µm 120 Å	4.0	-	-	-	-	H00205-41032	H00205-41033	H00205-41034	H00205-41035	H00808-05007	00808-01101
	4.6	-	-	-	-	H00205-41041	H00205-41042	H00205-41043	H00205-41044	H00808-05007	00808-01101


Don't see your needed size or format? Contact Welch or your local distributor for other dimensions.




Ultisil® SiO₂

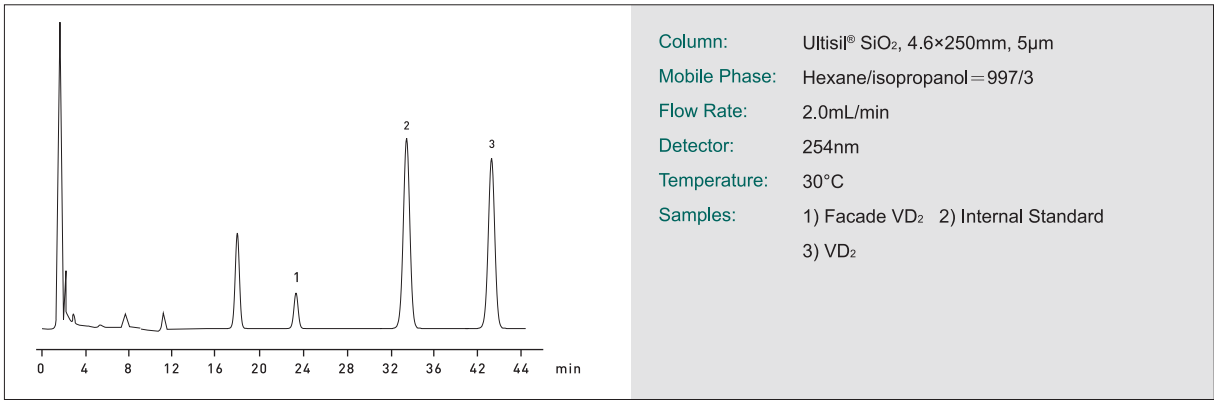
Ultisil SiO₂ column uses ultra-high purity type B silica particles with no metal contents. SiO₂ column can separate strong hydrophilic compounds in high concentration organic solvent in reversed phase. Good result can be obtained for the analysis of polar compounds which are prone to peak tailing in reversed phase.

Specifications

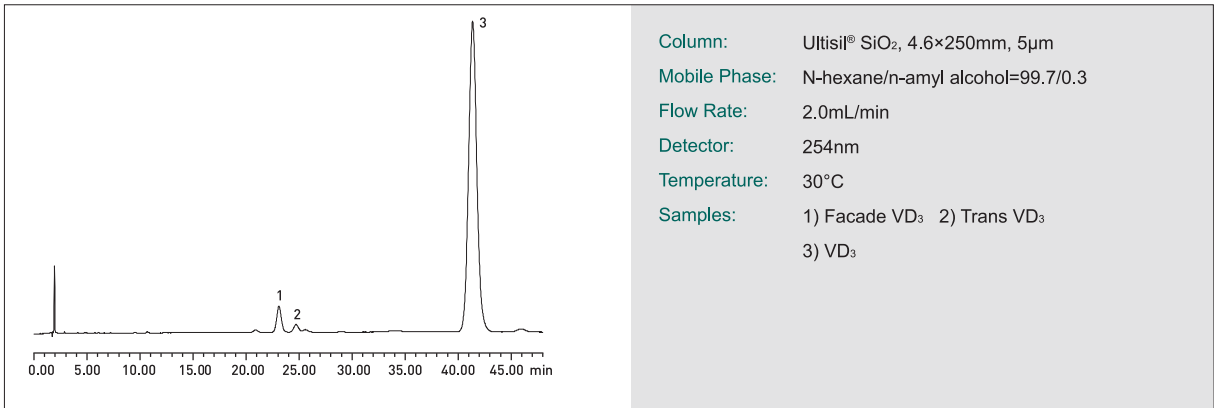


Structural Formula	
pH Range	2.0-8.0
Particle Size	3µm, 5µm, 10µm
Surface Area(m2/g)	320(120Å), 90(300Å)
Carbon Loading(%)	N/A
USP List	L3
Endcapped	No

Analysis of VD₂



Analysis of VD₃




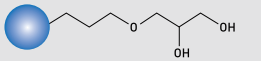
Ordering Information—Ultisil® HILIC NH₂

Particle Size	ID (mm)	Column Length (mm)			Guard Cartridge	Cartridge Holder
		150	250	300	10mm length	
3µm 120 Å	4.6	H00231-21041	H00231-21042	H00231-21043	H00808-03025	00808-01101
5µm 120 Å	4.6	H00231-31041	H00231-31042	H00231-31043	H00808-04047	00808-01101
10µm 120 Å	4.6	H00231-41041	H00231-41042	H00231-41043	H00808-05017	00808-01101

Don't see your needed size or format? Contact Welch or your local distributor for other dimensions.

Ultisil® HILIC Diol




Structural Formula	
pH Range	2.0-8.0
Particle Size	3µm, 5µm, 10µm
Surface Area(m²/g)	320(120Å)
Carbon Loading(%)	2.5(120Å)
USP List	L20
Endcapped	No

Ordering Information—Ultisil® HILIC Diol

Particle Size	ID (mm)	Column Length (mm)			Guard Cartridge	Cartridge Holder
		150	250	300	10mm length	
3µm 120 Å	4.6	H00242-21041	H00242-21042	H00242-21043	H00808-03029	00808-01101
5µm 120 Å	4.6	H00242-31041	H00242-31042	H00242-31043	H00808-04054	00808-01101

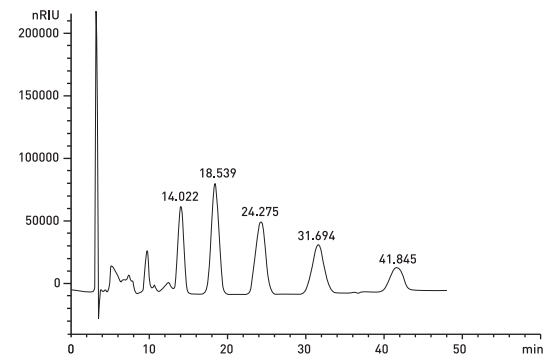
Don't see your needed size or format? Contact Welch or your local distributor for other dimensions.

Ultisil® HILIC Amide



pH Range	2.0-8.0
Particle Size	3µm, 5µm, 10µm
Surface Area(m²/g)	320(120Å)
Carbon Loading(%)	7(120Å)
USP List	L68
Endcapped	N/A

Fructo-oligose



Column: Ultisil® HILIC Amide, 4.6×250mm, 5µm

Mobile Phase: Acetonitrile/water =70/30

Flow Rate: 1.0mL/min

Detector: RID(40°C)

Temperature: 40°C

Injection Volume: 20µL

Mixed Standards: Sucrose, kestose, nystose, megazyme, 1F-Fructofuranosyl nystose)

Ordering Information—Ultisil® HILIC Amide

Particle Size	ID (mm)	Column Length (mm)								Guard Cartridge	Cartridge Holder
		30	50	75	100	150	200	250	300	10mm length	
3µm 120 Å	2.1	H00240-21009	H00240-21010	H00240-21011	H00240-21012	H00240-21014	H00240-21015	H00240-21016	-	H00808-23010	00808-01107
	3.0	H00240-21018	H00240-21019	H00240-21020	H00240-21021	H00240-21023	H00240-21024	H00240-21025	-	H00808-23010	00808-01107
	4.0	H00240-21027	H00240-21028	H00240-21029	H00240-21030	H00240-21032	H00240-21033	H00240-21034	-	H00808-03021	00808-01101
	4.6	H00240-21036	H00240-21037	H00240-21038	H00240-21039	H00240-21041	H00240-21042	H00240-21043	-	H00808-03021	00808-01101
5µm 120 Å	2.1	H00240-31009	H00240-31010	H00240-31011	H00240-31012	H00240-31014	H00240-31015	H00240-31016	-	H00808-24025	00808-01107
	3.0	H00240-31018	H00240-31019	H00240-31020	H00240-31021	H00240-31023	H00240-31024	H00240-31025	-	H00808-24025	00808-01107
	4.0	H00240-31027	H00240-31028	H00240-31029	H00240-31030	H00240-31032	H00240-31033	H00240-31034	H00240-31035	H00808-04025	00808-01101
	4.6	H00240-31036	H00240-31037	H00240-31038	H00240-31039	H00240-31041	H00240-31042	H00240-31043	H00240-31044	H00808-04025	00808-01101
10µm 120 Å	4.6	-	-	-	-	H00240-41041	H00240-41042	H00240-41043	H00240-41044	H00808-05018	00808-01101

Don't see your needed size or format? Contact Welch or your local distributor for other dimensions.


Ultisil® HILIC Amphion II

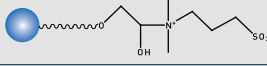
Ultisil® HILIC Amphion II is a newly developed HILIC column, using amphion-bonded silica as packing material. It applies to the separation of most polar compounds, using acetonitrile or Water other than ion-pairing reagents as mobile phase. The Amphion, containing both Positive Charge Centre and Negative Charge Centre, brings high retention for acid and alkaline compounds through ion-exchange mechanism. Compared with common HILIC packing materials like silica and amino groups, the Amphion-bonded packing material provides better reproducibility and stability.

Features

- Amphion-bonded silica stationary phase.
- Enhanced hydrophilic interaction brings higher retention for polar and hydrophilic compounds.
- Different selectivity from common HILIC packing materials.
- Simple mobile phase used for the separation of polar compounds.

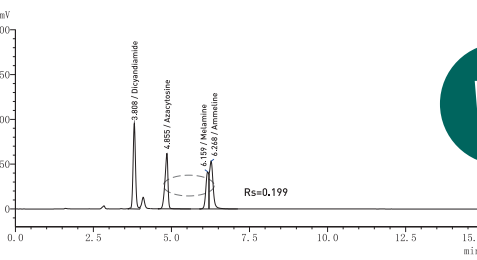
Specifications



Structural Formula	
pH Range	2.0-8.0
Particle Size	5µm
Surface Area(m²/g)	320(120Å)
Carbon Loading(%)	6(120Å)
USP List	L114
Endcapped	N/A

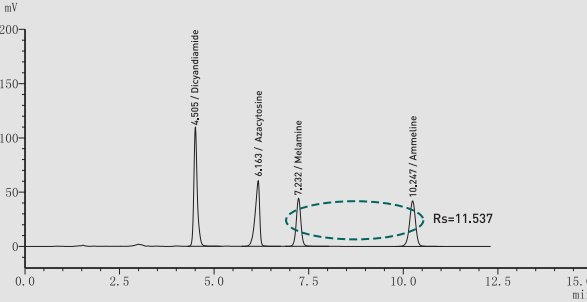
Separation of 4 Polar Compounds (Dicyandiamide, Azacytosine, Melamine, Ammeline)

Ultisil® HILIC SiO₂, 5µm, 4.6×250mm



Mobile Phase: ACN-Water (80:20) Flow Rate: 1.0mL/min
Detection: 240nm Injection Volume: 10µL
Temperature: 30 °C

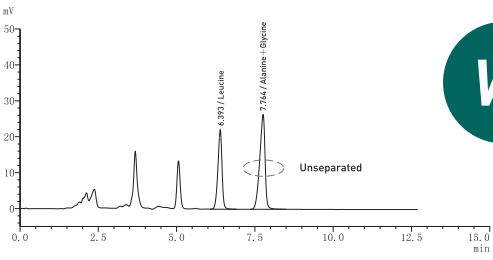
Ultisil® HILIC Amphion II, 5µm, 4.6×150mm



Mobile Phase: ACN-Water (80:20) Flow Rate: 1.0mL/min
Detection: 240nm Injection Volume: 10µL
Temperature: 30 °C

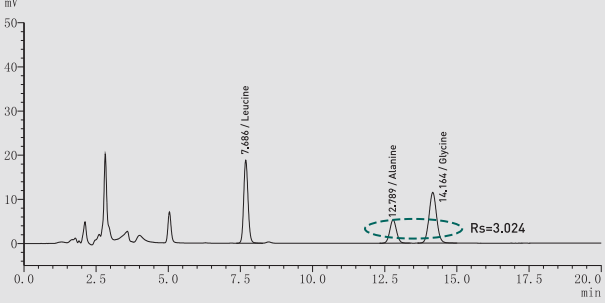
Separation of 3 Aliphatic Amino Acids (Leucine, Alanine, Glycine)

Ultisil® HILIC SiO₂, 5µm, 4.6×150mm



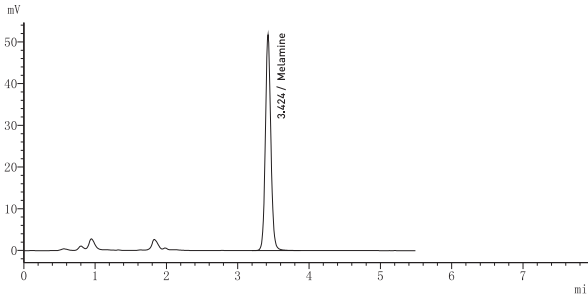
Mobile Phase: ACN-Water (70:30) Flow Rate: 0.5mL/min
Detection: 206nm Injection Volume: 5µL
Temperature: 30 °C

Ultisil® HILIC Amphion II, 5µm, 4.6×150mm



Mobile Phase: ACN-Water (70:30) Flow Rate: 0.5mL/min
Detection: 206nm Injection Volume: 5µL
Temperature: 30 °C

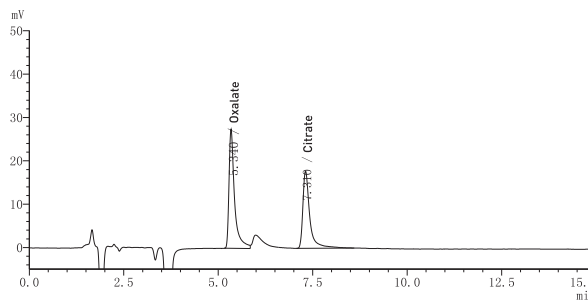
Determination of Melamine



Column: Ultisil® HILIC Amphion II, 5µm, 4.6×150mm
Mobile Phase: ACN-Water (80:20)
Flow Rate: 1.0mL/min
Detector: 240nm
Temperature: 30°C
Injection Volume: 10µL
Target: Melamine

Rt	Plates	Tailing Factor
3.424	8087	1.094

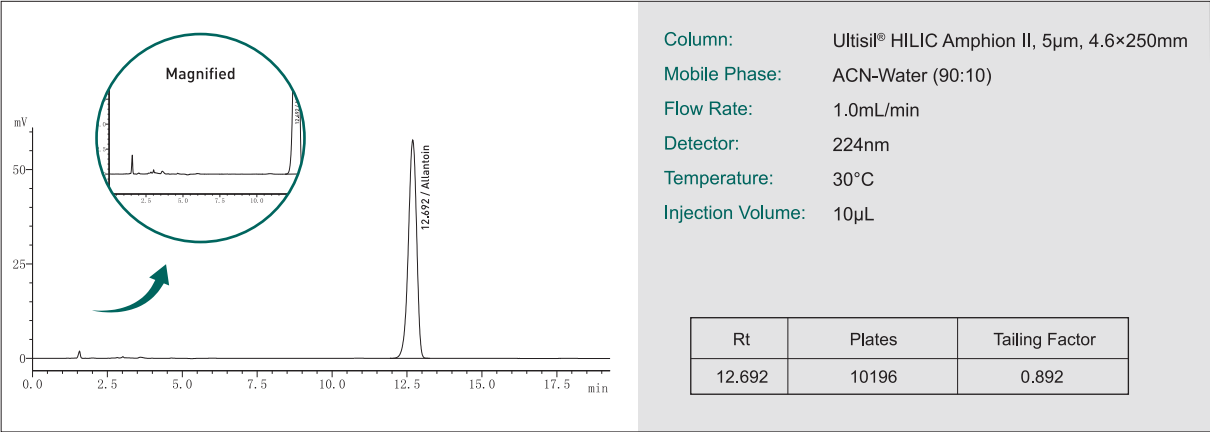
Separation of Citrate and Oxalate



Column: Ultisil® HILIC Amphion II, 5µm, 4.6×150mm
Mobile Phase: ACN-200mM Ammonium acetate(70:30)
Flow Rate: 1.0mL/min
Detector: 220nm
Temperature: 30°C
Injection Volume: 20µL

Compound	Rt	Plates	Tailing Factor
Oxalate	5.340	7540	—
Citrate	7.310	9487	7.214

Determination of Allantoin



Notes

Before use, flush with 50 column volumes of mobile phase (acetonitrile/water, 80:20) to equilibrate. Before injection, flush with 20 column volumes of mobile phase to equilibrate. For gradient analysis, flush with 10 column volumes of original mobile phase between injections.

- 1) Shifts of retention time may occur, if not sufficiently equilibrated.
- 2) Acetonitrile is the most common mobile phase solvent in HILIC mode. Other water-soluble polar organic solvents can also be used as mobile phases. The comparison of elution strength is:THF<Acetone<Acetonitrile<Isopropanol<Ethanol<-Methanol<Water.
- 3) Long-period equilibration required, after using buffer salt mobile phase (like ammonium formate, ammonium acetate etc.) and buffer salt being flushed off.
- 4) After use, flush off the buffer salt in the column and store in 100% acetonitrile solvent.

Ordering Information—Ultisil® HILIC Amphion II

Particle Size	ID (mm)	Column Length (mm)								Guard Cartridge	Cartridge Holder
		30	50	75	100	150	200	250	300	10mm length	
5µm 120 Å	2.1	H00274-31009	H00274-31010	H00274-31011	H00274-31012	H00274-31014	H00274-31015	H00274-31016		H00808-24039	00808-01107
	3.0	H00274-31018	H00274-31019	H00274-31020	H00274-31021	H00274-31023	H00274-31024	H00274-31025	-	H00808-24039	00808-01107
	4.0	H00274-31027	H00274-31028	H00274-31029	H00274-31030	H00274-31032	H00274-31033	H00274-31034	H00274-31035	H00808-04029	00808-01101
	4.6	H00274-31036	H00274-31037	H00274-31038	H00274-31039	H00274-31041	H00274-31042	H00274-31043	H00274-31044	H00808-04029	00808-01101

Don't see your needed size or format? Contact Welch or your local distributor for other dimensions.

ULTISIL® MIXED MODE PHASE HPLC COLUMN


Mixed Mode Phase, as a novel packing material, exhibits dual mechanisms of hydrophobic and ion exchange actions, providing distinct selectivity compared to traditional single-bonded phases. It is considered one of the trends in the future development of the liquid chromatography column industry.

ULTISIL® MM C18/SCX

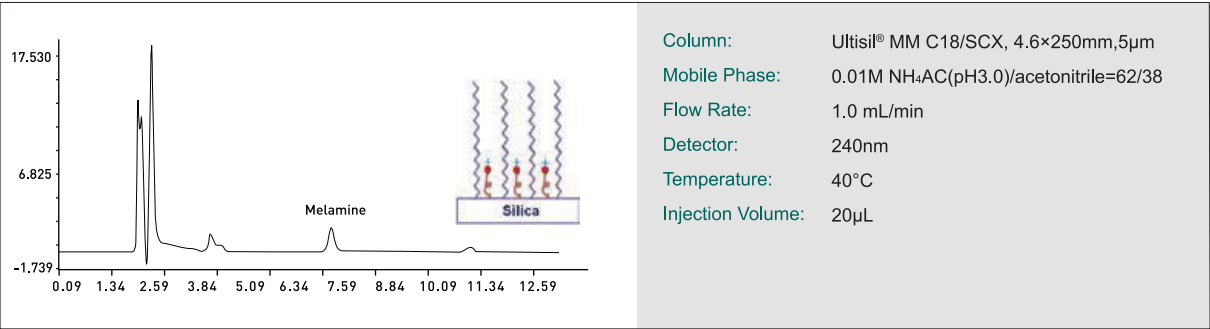
Features

- Utilizes high-purity spherical porous silica gel as the matrix.
- C18 and SCX mixed bonding ratio is 4:1.
- Applicable for separating and analyzing hydrophobic and ionized compounds.
- Ideal for the analysis of unknown compounds, particularly in metabolite research.

Specifications



Analysis of Melamine



Ordering Information—Ultisil® MM C18/SCX

Particle Size	ID (mm)	Column Length (mm)								Guard Cartridge	Cartridge Holder
		30	50	75	100	150	200	250	300	10mm length	
5µm 120 Å	2.1	H00235-31009	H00235-31010	H00235-31011	H00235-31012	H00235-31014	H00235-31015	H00235-31016	-	H00808-24032	00808-01107
	3.0	H00235-31018	H00235-31019	H00235-31020	H00235-31021	H00235-31023	H00235-31024	H00235-31025	-	H00808-24032	00808-01107
	4.0	H00235-31027	H00235-31028	H00235-31029	H00235-31030	H00235-31032	H00235-31033	H00235-31034	H00235-31035	H00808-04032	00808-01101
	4.6	H00235-31036	H00235-31037	H00235-31038	H00235-31039	H00235-31041	H00235-31042	H00235-31043	H00235-31044	H00808-04032	00808-01101


Don't see your needed size or format? Contact Welch or your local distributor for other dimensions.

Ultisil® MM SCX/C18

Features

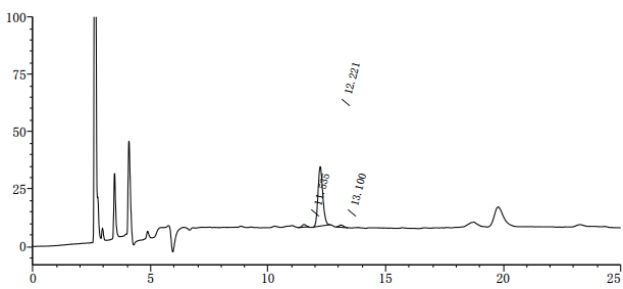
- Utilizes high-purity spherical porous silica gel as the matrix.
- SCX and C18 mixed bonding ratio is 4:1.
- Applicable for separating and analyzing hydrophobic and ionized compounds.
- Ideal for the analysis of unknown compounds, particularly in metabolite research.

Specifications



pH Range	2.0-8.0
Particle Size	5µm
Surface Area(m²/g)	320(120Å)
Carbon Loading(%)	N/A
USP List	/
Endcapped	N/A

Stachydrine Hydrochloride



Column: Ultisil® MM SCX/C18, 4.6×250mm,5µm

Mobile Phase: Triethylamine -0.025mol/L potassium dihydrogen phosphate solution

Flow Rate: 1.0mL/min

Detector: 192nm

Temperature: 35°C

Injection Volume: 10µL

Ordering Information—Ultisil® MM SCX/C18

Particle Size	ID (mm)	Column Length (mm)								Guard Cartridge	Cartridge Holder
		30	50	75	100	150	200	250	300		
5µm 120 Å	2.1	H00270-31009	H00270-31010	H00270-31011	H00270-31012	H00270-31014	H00270-31015	H00270-31016	-	H00808-24032	00808-01107
	3.0	H00270-31018	H00270-31019	H00270-31020	H00270-31021	H00270-31023	H00270-31024	H00270-31025	-	H00808-24032	00808-01107
	4.0	H00270-31027	H00270-31028	H00270-31029	H00270-31030	H00270-31032	H00270-31033	H00270-31034	H00270-31035	H00808-04032	00808-01101
	4.6	H00270-31036	H00270-31037	H00270-31038	H00270-31039	H00270-31041	H00270-31042	H00270-31043	H00270-31044	H00808-04032	00808-01101


Don't see your needed size or format? Contact Welch or your local distributor for other dimensions.

Ultisil® MM NH₂/CN

Features

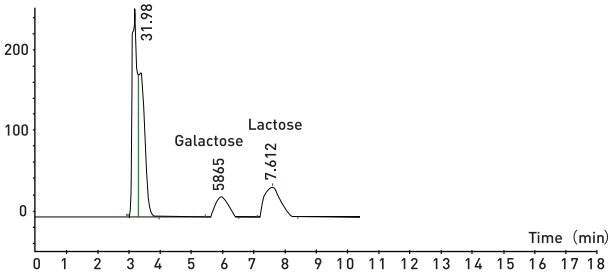
- Possesses characteristics of HILIC chromatography columns.
- NH₂ and CN mixed bonding.
- Utilizes high-purity spherical porous silica gel as the matrix.
- Suitable for the analysis and separation of similar sugar compounds that are challenging to separate.

Specifications



pH Range	2.0-8.0
Particle Size	5µm
Surface Area(m²/g)	320(120Å)
Carbon Loading(%)	N/A
USP List	/
Endcapped	N/A

Separation of Lactose and Galactose



Column: Ultisil® MM NH₂/CN, 4.6×250mm,5µm

Mobile Phase: Acetonitrile/water =70/30

Flow Rate: 1.0 mL/min

Detector: RID (40°C)

Temperature: 45°C

Injection Volume: 20µL

Ordering Information—Ultisil® MM NH₂/CN

Particle Size	ID (mm)	Column Length (mm)								Guard Cartridge	Cartridge Holder
		30	50	75	100	150	200	250	300		
5µm 120 Å	2.1	H00243-31009	H00243-31010	H00243-31011	H00243-31012	H00243-31014	H00243-31015	H00243-31016	-	H00808-24041	00808-01107
	3.0	H00243-31018	H00243-31019	H00243-31020	H00243-31021	H00243-31023	H00243-31024	H00243-31025	-	H00808-24041	00808-01107
	4.0	H00243-31027	H00243-31028	H00243-31029	H00243-31030	H00243-31032	H00243-31033	H00243-31034	H00243-31035	H00808-04037	00808-01101
	4.6	H00243-31036	H00243-31037	H00243-31038	H00243-31039	H00243-31041	H00243-31042	H00243-31043	H00243-31044	H00808-04037	00808-01101


Don't see your needed size or format? Contact Welch or your local distributor for other dimensions.

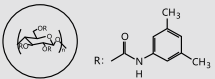
ULTISIL® CHIRAL HPLC COLUMN

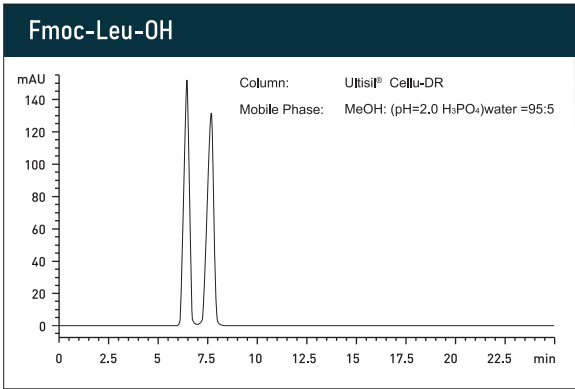
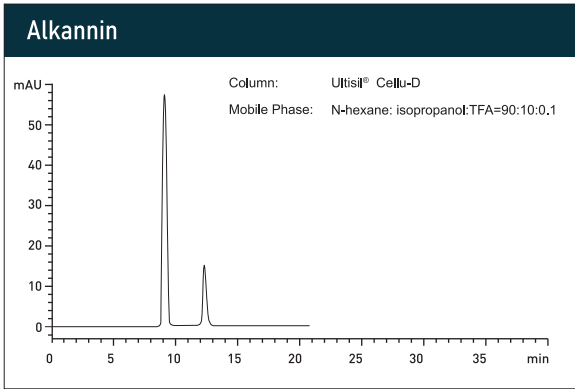
Ultisil® Chiral Columns are based on spherical silica particles coated with chiral polymers (amylose derivatives or cellulose derivatives). Welch offers 5 µm and 10 µm particles, and four types of chiral columns: Cellu-D, Cellu-J, Amy-D and Amy-s. 80% of all racemic compounds can be separated by these four chiral columns.

Ultisil® Cellu-D/Cellu-DR

Cellulose tris (3,5-dimethylphenylcarbamate) coated silica




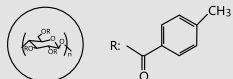
Structural Formula	
pH Range	2.0-9.0
Particle Size	5µm, 10µm
Surface Area(m²/g)	320(120Å)
Carbon Loading(%)	N/A
USP List	L40(Cellu-D), L93(Cellu-DR)
Endcapped	N/A

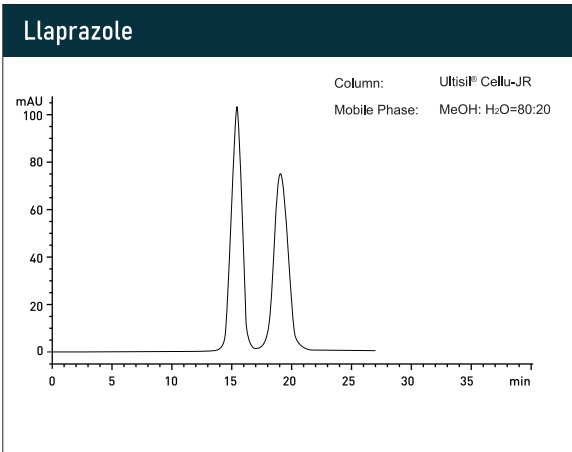
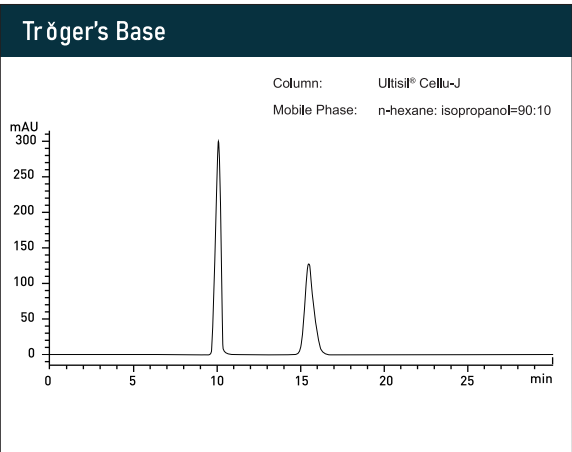


Ultisil® Cellu-J/Cellu-JR

Cellu-J/Cellu-JR: Cellulose tris (4-methyl benzoate) coated silica



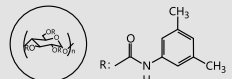
Structural Formula	
pH Range	2.0-9.0
Particle Size	5µm, 10µm
Surface Area(m²/g)	320(120Å)
Carbon Loading(%)	N/A
USP List	L80(Cellu-J), L107(Cellu-JR)
Endcapped	N/A

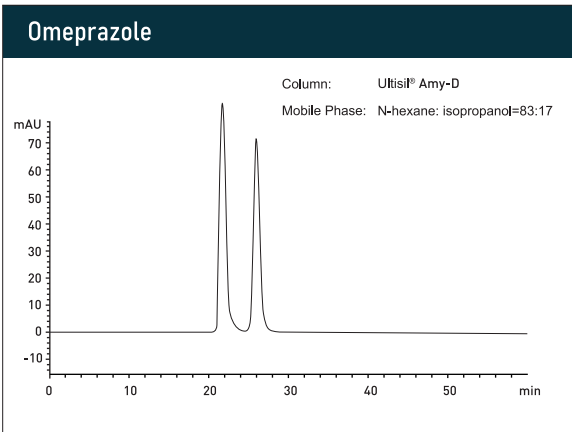
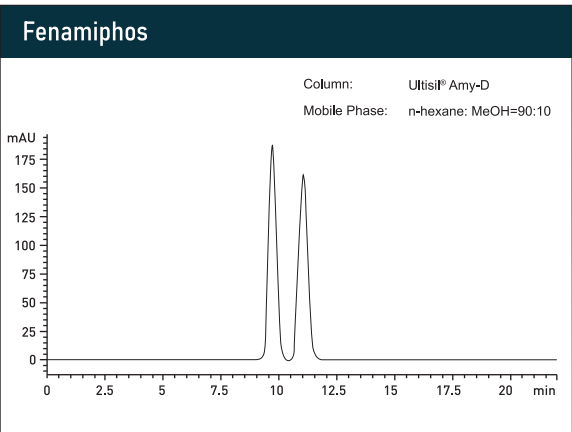


Ultisil® Amy-D/Amy-DR


Amylose tris (3,5-dimethylphenylcarbamate) coated silica

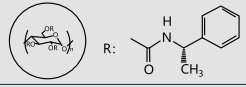


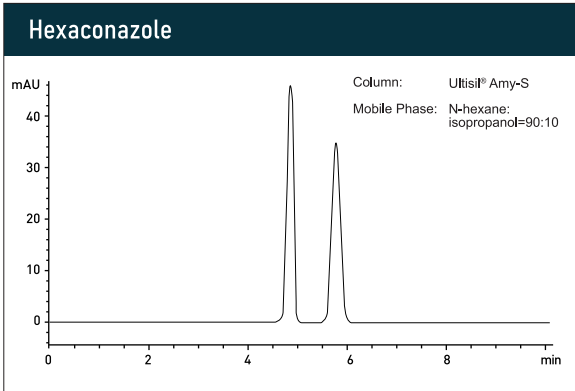
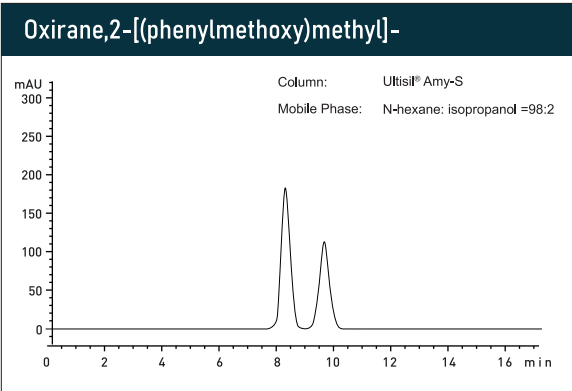
Structural Formula	
pH Range	2.0-9.0
Particle Size	5µm, 10µm
Surface Area(m²/g)	320(120Å)
Carbon Loading(%)	N/A
USP List	L51
Endcapped	N/A



Ultisil® Amy-S/Amy-SR
Amylose tris [(S)-α-methylphenyl carbamate] coated Silica



Structural Formula	
pH Range	2.0-9.0
Particle Size	5µm, 10µm
Surface Area(m²/g)	320(120Å)
Carbon Loading(%)	N/A
USP List	L90
Endcapped	N/A



Ordering Information

Name	Particle Size	ID (mm)	Column Length (mm)		Guard Cartridge	Cartridge Holder
			150	250		
Cellu-D	5µm	4.6	H00219-31041	H00219-31043	H00808-04014	00808-01101
	10µm	4.6	H00219-41041	H00219-41043	H00808-05021	00808-01101
Cellu-DR	5µm	4.6	H00262-31041	H00262-31043	H00808-04014-R	00808-01101
	10µm	4.6	H00262-41041	H00262-41043	H00808-05021-R	00808-01101
Amy-D	5µm	4.6	H00221-31041	H00221-31043	H00808-04040	00808-01101
	10µm	4.6	H00221-41041	H00221-41043	H00808-05022	00808-01101
Amy-DR	5µm	4.6	H00264-31041	H00264-31043	H00808-04040-R	00808-01101
	10µm	4.6	H00264-41041	H00264-41043	H00808-05022-R	00808-01101
Cellu-J	5µm	4.6	H00218-31041	H00218-31043	H00808-04039	00808-01101
	10µm	4.6	H00218-41041	H00218-41043	H00808-05023	00808-01101
Cellu-JR	5µm	4.6	H00261-31041	H00261-31043	H00808-04039-R	00808-01101
	10µm	4.6	H00261-41041	H00261-41043	H00808-05023-R	00808-01101
Amy-S	5µm	4.6	H00220-31041	H00220-31043	H00808-04041	00808-01101
	10µm	4.6	H00220-41041	H00220-41043	H00808-05024	00808-01101
Amy-SR	5µm	4.6	H00263-31041	H00263-31043	H00808-04041-R	00808-01101
	10µm	4.6	H00263-41041	H00263-41043	H00808-05024-R	00808-01101

ULTISIL® SPECIALIZED C18 HPLC COLUMN


Ultisil® AQ-C18-The most widely used column in food industry

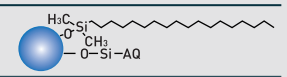
Ultisil® AQ-C18 columns are designed to have extended retention and selectivity for hydrophilic and polar compounds, which are poorly or not at all retained on other phases. A proprietary bonding chemistry, Ultisil® AQ-C18 avoids so-called “phase collapse”, even when 100% water is used, a phenomenon that conventional C18 columns typically exhibit at high water content in the mobile phase. Ultisil® AQ-C18 phase is fully end-capped to ensure the best peak shapes of polar and basic compounds and longer lifetime. Typical applications are separations of water soluble compounds that cannot be retained on traditional C18 phase. Examples include biomolecules, metabolites, and pharmaceutical degradants such as organic acids, water-soluble vitamins, oligosaccharides, amino acids, and small peptides and nucleotides.

Features

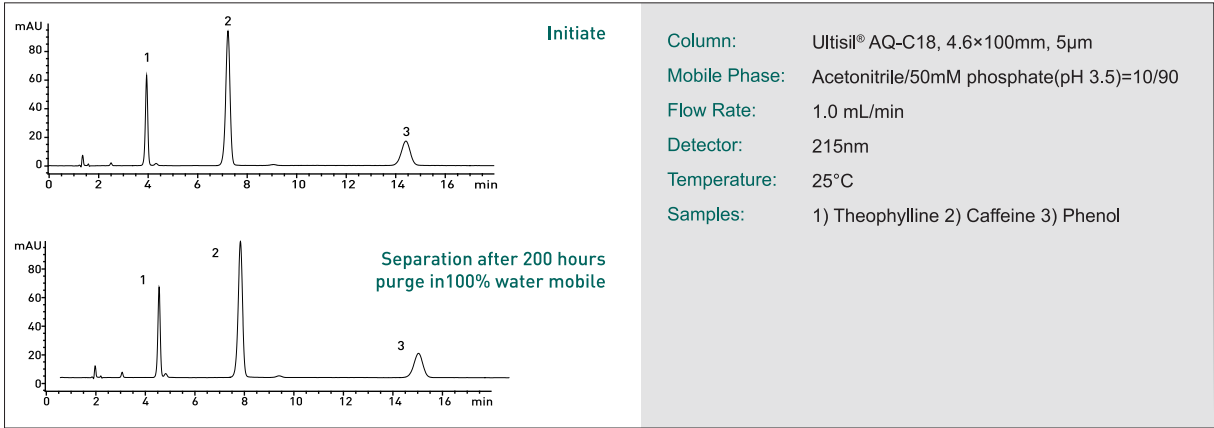
- No phase collapse, suitable for high aqueous mobile phase.
- Less retentive than XB-C18 for non-polar compounds.
- Increased retention for polar and water-soluble compounds.

Specifications

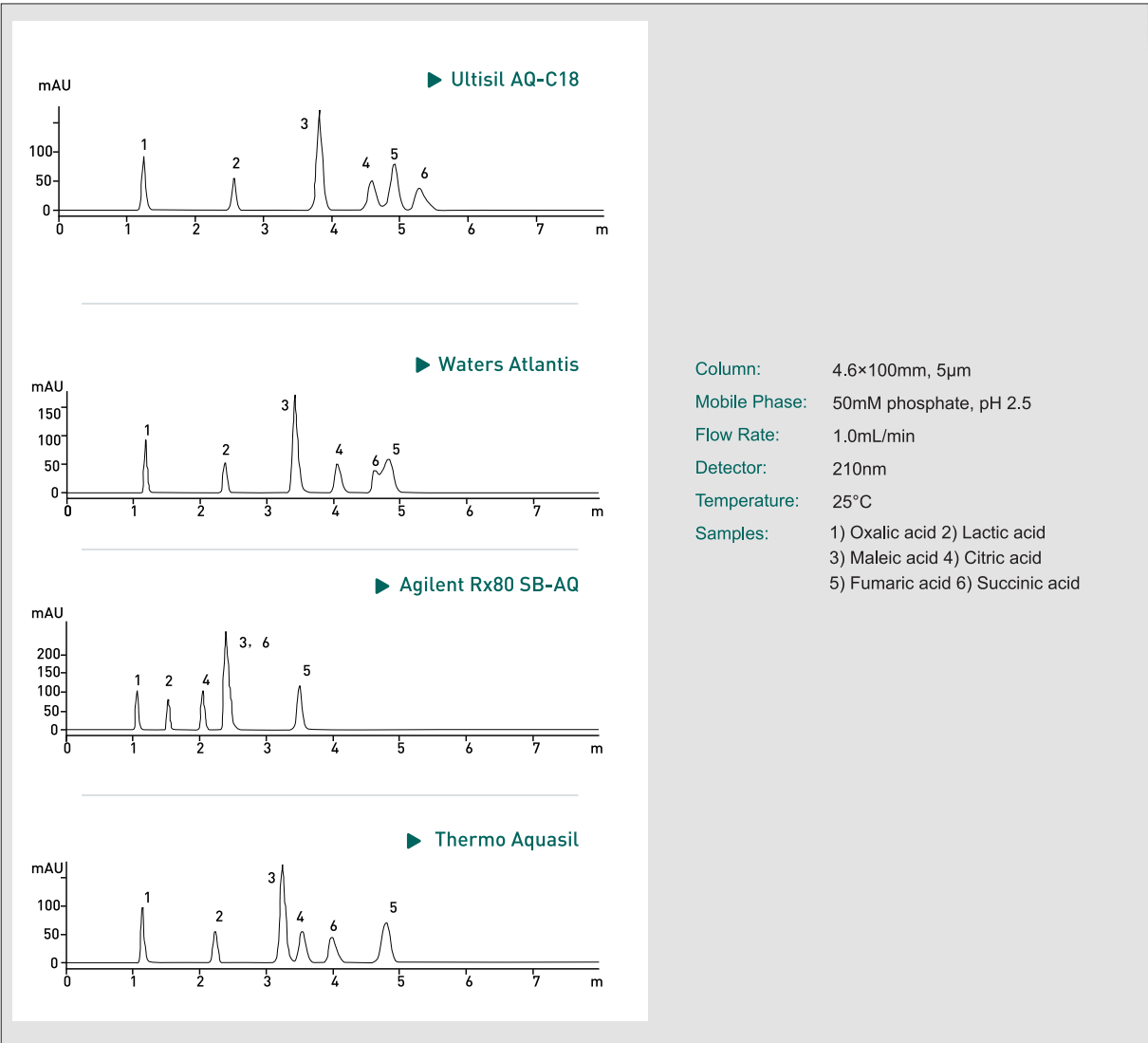
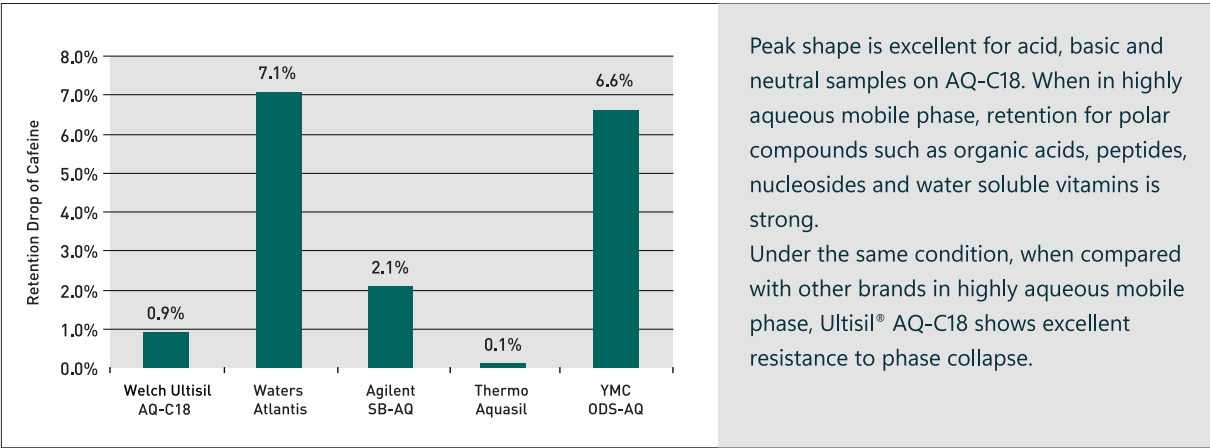


Structural Formula	
pH Range	1.5-10.0
Particle Size	3µm, 5µm, 10µm
Surface Area(m²/g)	320(120Å)
Carbon Loading(%)	12(120Å)
USP List	L1/L96
Endcapped	Yes

Phase collapse research



Phase Collapse Comparison with Other Brands



XB-C18

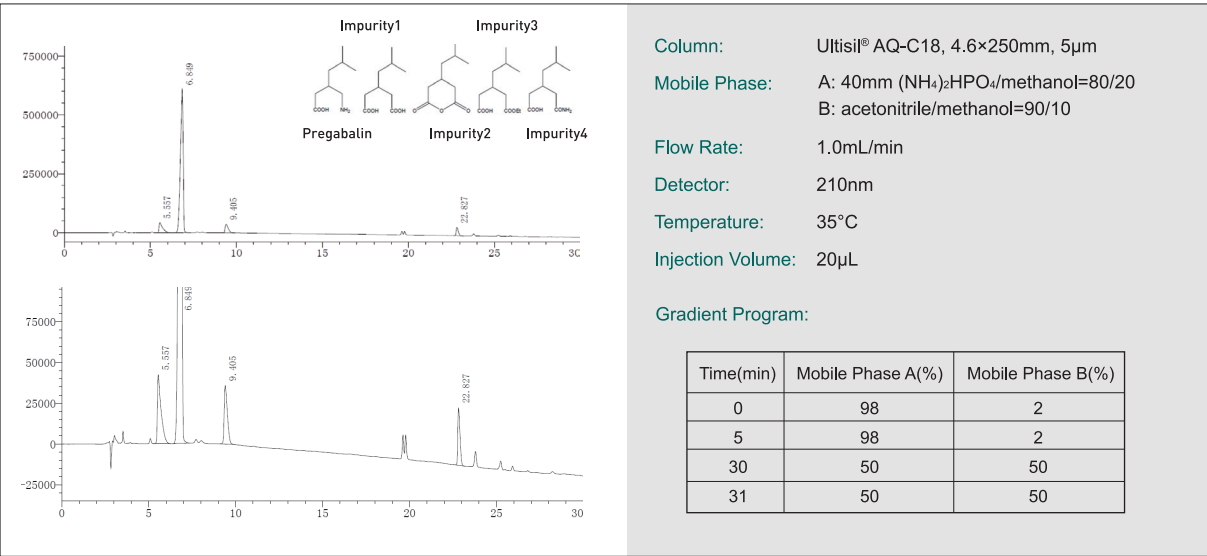
- 1. Suitable for separation of most pharmaceuticals, environment and chemical compounds
- 2. Excellent peak shape for basic and polar samples

AQ-C18

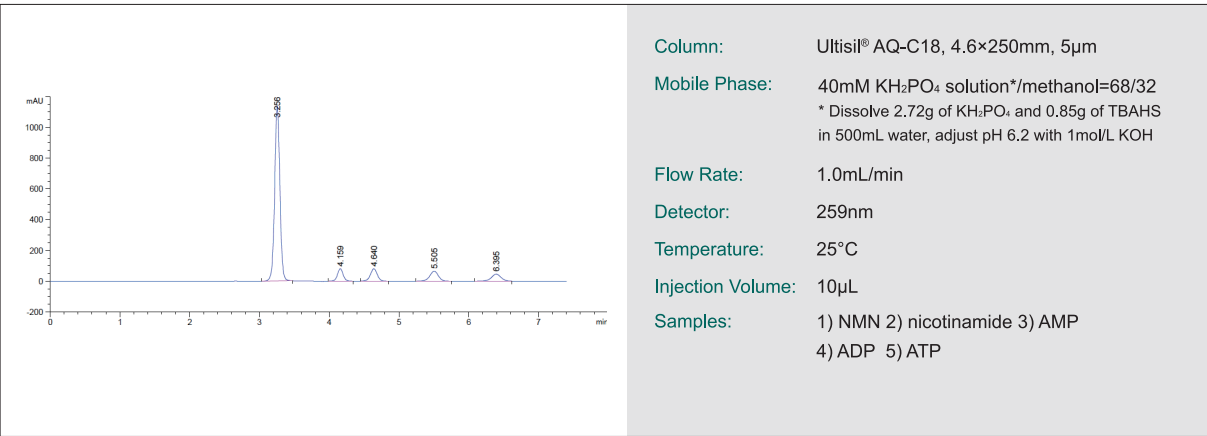
- 1. Suitable for water soluble strong polar samples, such as traditional Chinese medicine ingredients, food, beverage, organic acids, peptides, nucleosides and water solution vitamins
- 2. Best choice for mobile phase that contains <20% organic content

How to choose XB-C18 and AQ-C18?

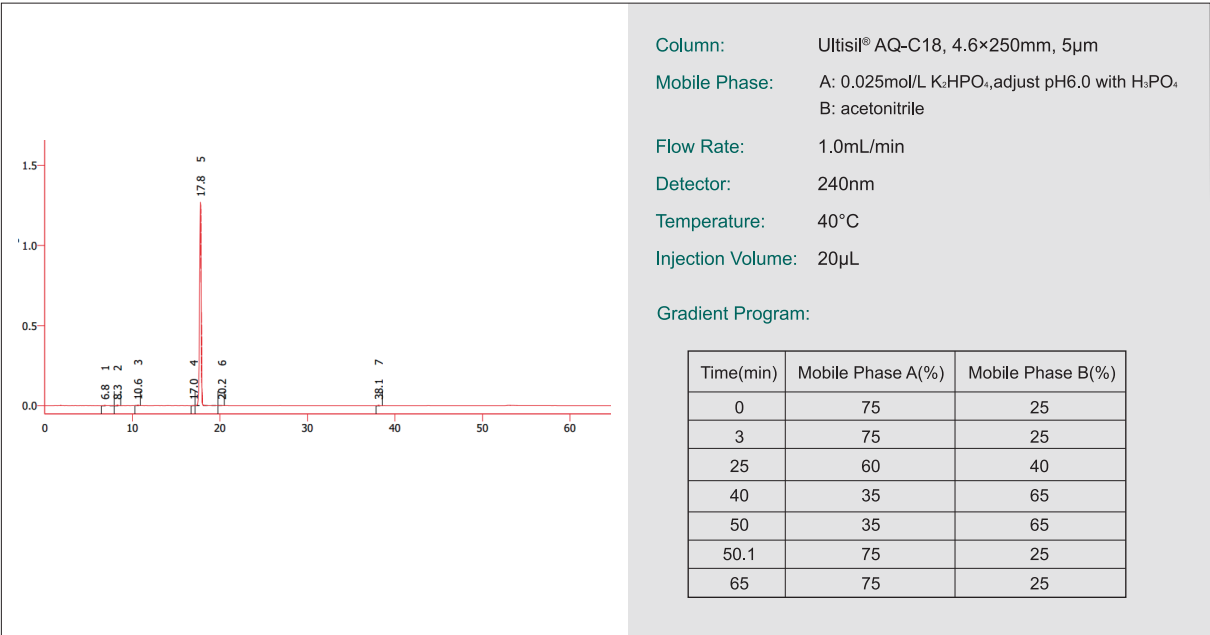
Pregabalin



NMN(nicotinamide mononucleotide)



Vilazodone hydrochloride



Ordering Information—Ultisil® AQ-C18

Particle Size	ID (mm)	Column Length (mm)								Guard Cartridge	Cartridge Holder
		30	50	75	100	150	200	250	300	10mm length	
3µm 120 Å	2.1	H00207-21009	H00207-21010	H00207-21011	H00207-21012	H00207-21014	H00207-21015	H00207-21016	-	H00808-23003	00808-01107
	3.0	H00207-21018	H00207-21019	H00207-21020	H00207-21021	H00207-21023	H00207-21024	H00207-21025	-	H00808-23003	00808-01107
	4.0	H00207-21027	H00207-21028	H00207-21029	H00207-21030	H00207-21032	H00207-21033	H00207-21034	-	H00808-03003	00808-01101
	4.6	H00207-21036	H00207-21037	H00207-21038	H00207-21039	H00207-21041	H00207-21042	H00207-21043	-	H00808-03003	00808-01101
5µm 120 Å	2.1	H00207-31009	H00207-31010	H00207-31011	H00207-31012	H00207-31014	H00207-31015	H00207-31016	-	H00808-24003	00808-01107
	3.0	H00207-31018	H00207-31019	H00207-31020	H00207-31021	H00207-31023	H00207-31024	H00207-31025	-	H00808-24003	00808-01107
	4.0	H00207-31027	H00207-31028	H00207-31029	H00207-31030	H00207-31032	H00207-31033	H00207-31034	H00207-31035	H00808-04003	00808-01101
	4.6	H00207-31036	H00207-31037	H00207-31038	H00207-31039	H00207-31041	H00207-31042	H00207-31043	H00207-31044	H00808-04003	00808-01101
10µm 120 Å	4.0	-	-	-	-	H00207-41032	H00207-41033	H00207-41034	H00207-41035	H00808-05003	00808-01101
	4.6	-	-	-	-	H00207-41041	H00207-41042	H00207-41043	H00207-41044	H00808-05003	00808-01101

Don't see your needed size or format? Contact Welch or your local distributor for other dimensions.


Ultisil® ALK-C18

Ultisil® ALK-C18 is a new generation of C18 column introduced by Welch. In this column, hydrophilic groups are bonded into the silica surface, where large number of silanol groups are replaced, reducing the interactions between basic samples and the silanol groups. As a consequence, the selectivity of ALK-C18 is different from that of traditional C18.

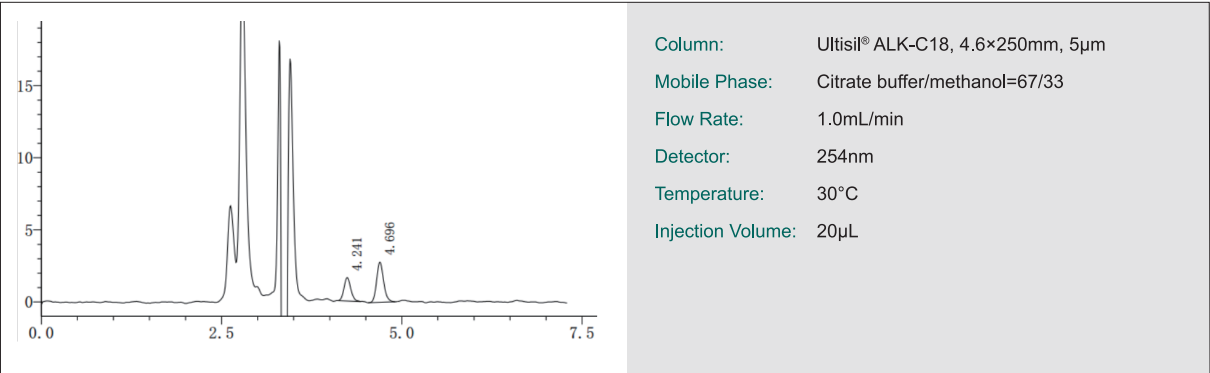
Features

- Mixed solid phase with both hydrophobic and electrostatic interactions.
- Excellent peak shape for basic compounds.
- Fast separation of similar samples on a column.

Specifications



AspartanL-aspartyl-L-phenylalanine



Ordering Information—Ultisil® ALK-C18

Particle Size	ID (mm)	Column Length (mm)			Guard Cartridge	Cartridge Holder
		150	200	250	10mm length	
5µm	4.6	H00253-31041	H00228-21042	H00253-31043	H00808-04033	00808-01101

Don't see your needed size or format? Contact Welch or your local distributor for other dimensions.


Ultisil® ODS-3-High Water-resistance Octadecyl HPLC Column

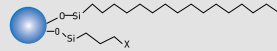
Ultisil® ODS-3 column is packed with high water-resistance octadecyl reversed-phase packing material. The hydrophilic end group of the octadecyl functional group is strictly endcapped, which brings perfect peaks and low adsorption for both alkaline and acid compounds. The 100% water-resistance packing material avoids the collapse of stationary phase and applies to the separation and determination of most compounds.

Features

- 100% water resistance.
- High efficiency and resolution.
- High sample loading.
- Easy preparative magnifying
- Different selectivity from common C18

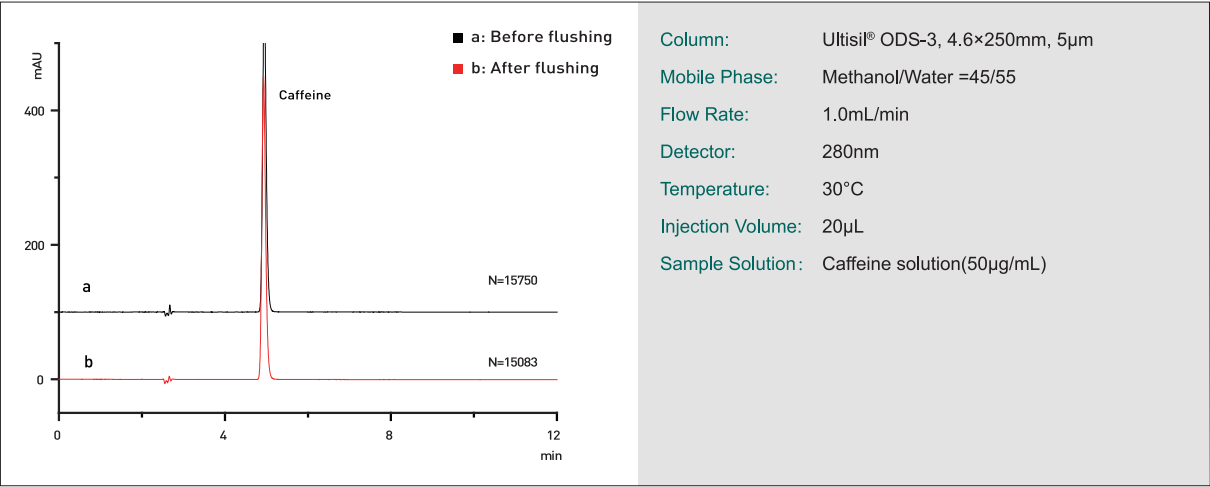
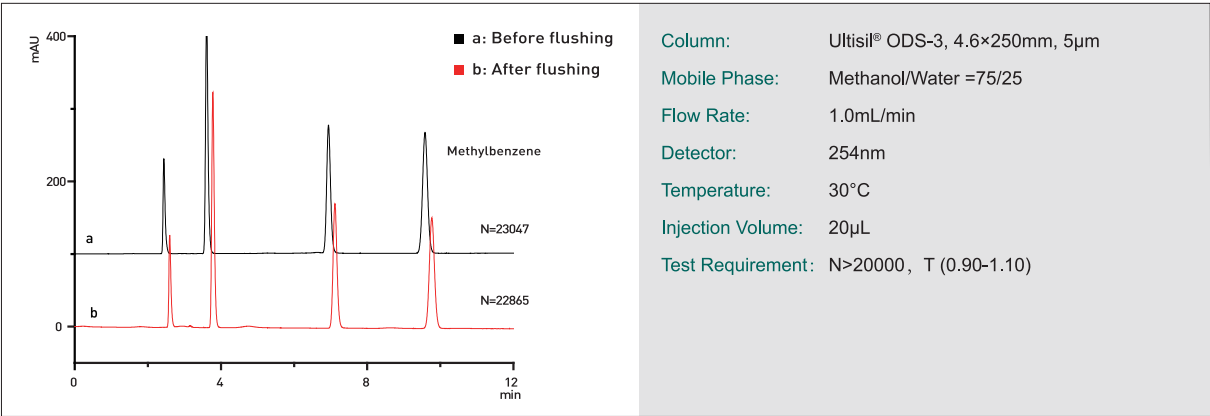
Specifications



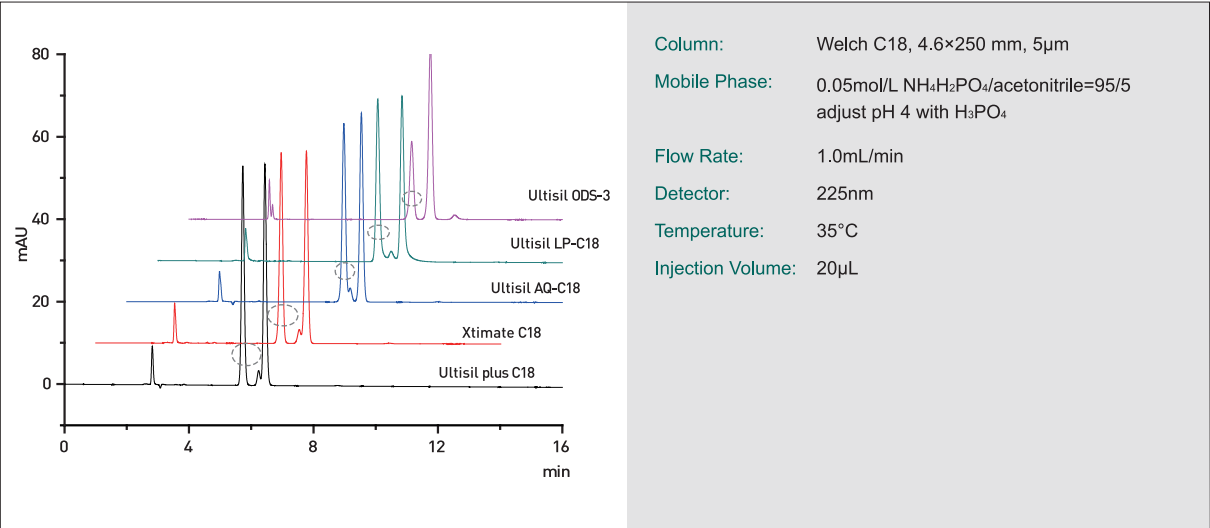
Structural Formula	
pH Range	2.0-8.0
Particle Size	3µm,5µm
Surface Area(m²/g)	380(100Å)
Carbon Loading(%)	15(100Å)
USP List	L1
Endcapped	Yes

Tests of 48-hour Pure Water Resistance

Mobile Phase: 20mM K₂HPO₄, adjust pH 7.0 with phosphate
Temperature: 30°C
Flow Rate: 1.0mL/min
Operation: Flush the column with mobile phase for 24 h. Then test the column efficiency and tailing factor. Control the pressure and change the mobile phase every 24 h.



Cefprozil Capsule



Ordering Information –Ultisil® ODS-3

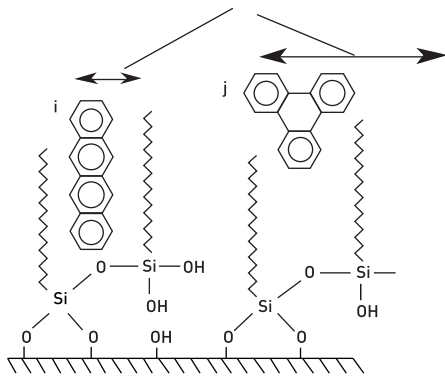
Particle Size	ID (mm)	Column Length (mm)			Guard Cartridge	Cartridge Holder
		150	200	250		
3µm	4.6	H00275-21041	H00275-21042	H00275-21043	H00808-03031	00808-01101
5µm	4.6	H00275-31041	H00275-31042	H00275-31043	H00808-04043	00808-01101

Don't see your needed size or format? Contact Welch or your local distributor for other dimensions.

Ultisil® XS-C18


Ultisil® XS-C18 is developed with high column efficiency, high loading and high capacity. It has excellent steric hindrance selectivity, especially shape selectivity. There are two patterns of Steric Hindrance: Steric Exclusion and Shape Selectivity. Ultisil® XS-C18 uses unique multi-bonding technique, with high bonding density and short distance between ligands, providing better shape selectivity.

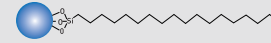
Minimum Cross-Section of Solute



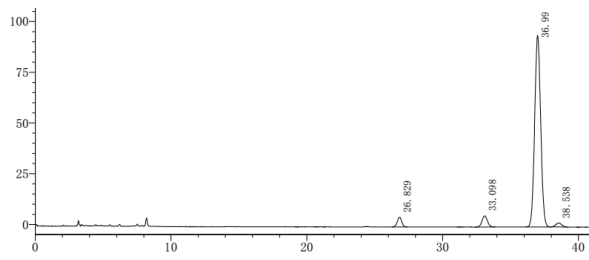
Compound i has more narrow size, with smaller cross-sectional area, which allows it go into the ligands and provides better retention. Compound j has wider size, with bigger cross-sectional area, which makes it rejected out by stationary phase, providing shorter retention time. Thus are two compounds separated. Normal bonded columns have bigger interstices between ligands, which allows both compounds through and results in poor resolution.

Specifications



Structural Formula	
pH Range	2.0-10.0
Particle Size	3µm,5µm
Surface Area(m²/g)	320(120Å)
Carbon Loading(%)	23(120Å)
USP List	L1
Endcapped	Yes

Vitamin D3 and isomers



Column: Ultisil® XS-C18, 4.6×250mm, 3µm

Mobile Phase: Water/methanol=5/95

Flow Rate: 1.0mL/min

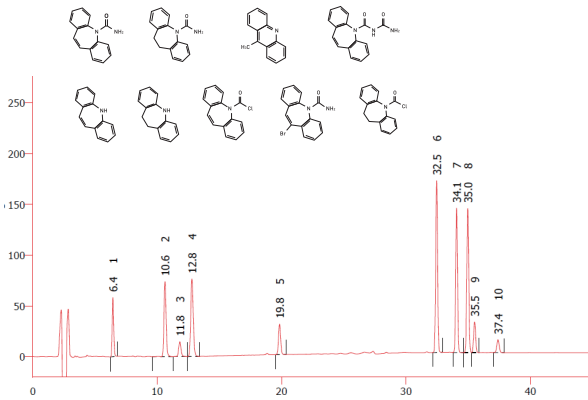
Detector: 264nm

Temperature: 30°C

Injection Volume: 20µL

Samples: 1) Previtamin D₃ 2) Trans vitamin D₃ 3) vitamin D₃ 4) tachysterol D₃

Carbamazepine



Column: Ultisil® XS-C18, 4.6×250mm, 5µm

Mobile Phase: A: water/triethylamine/formic acid=1000/0.5/0.5
B: methanol/formic acid=1000/0.25

Flow Rate: 1.0mL/min

Detector: 230nm

Temperature: 30°C

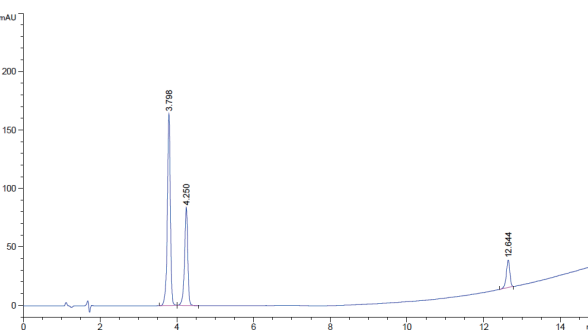
Injection Volume: 10µL

Samples in order: 1) impurity B 2) carbamazepine 3) impurity A 4) impurity C 5) impurity G 6) impurity D 7) impurity F 8) iminodibenzylcarbonyl 9) chloride 10) impurity F 11) impurity E

Gradient Program:

Time(min)	Mobile Phase A(%)	Mobile Phase B(%)
0	65	35
10	65	35
30	40	60
45	40	60
46	65	35

Isocyanate mononitrate



Column: Ultisil® XS-C18, 4.6×150mm, 5µm

Mobile Phase: A: water B: methanol

Flow Rate: 1.0mL/min

Detector: 210nm

Temperature: 35°C

Injection Volume: 10µL

Samples in order: 1) 2-isosorbide mononitrate 2) isocyanate 3) mononitrate 4) isocyanate nitrate

Gradient Program:

Time(min)	Mobile Phase A(%)	Mobile Phase B(%)
0	75	25
5	75	25
15	30	70
15.1	75	25

Ordering Information—Ultisil® XS-C18

Particle Size	ID (mm)	Column Length (mm)			Guard Cartridge	Cartridge Holder
		150	200	250		
3µm	4.6	H00277-21041	H00277-21042	H00277-21043	H00808-03034	00808-01101
5µm	4.6	H00277-31041	H00277-31042	H00277-31043	H00808-04046	00808-01101

Don't see your needed size or format? Contact Welch or your local distributor for other dimensions.

Ultisil® PG-C18

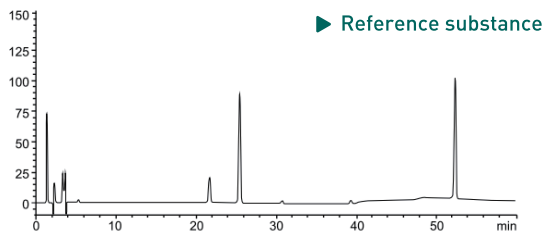
Ultisil® PG-C18 column is a new generation of dedicated column which has unique selectivity for the analysis of ginsenoside with good peak symmetry and high column efficiency. As active ingredients in panax notoginseng, ginseng, red ginseng and American ginseng, Ginsenosides Rg1 and Re also have similar chromatographic properties. It is usually difficult to achieve a resolution of 1.5 on conventional C18 columns (i.e., baseline separation) for that they are very sensitive to the proportion of acetonitrile in the mobile phase. Even a 1% nuance in that will cause a great change in their appearing time, so they can only be seen and separated on the C18 column at about 20% of acetonitrile. Due to this special property, the choice of adjusting the mobile phase to increase the resolution is restricted.

Specifications

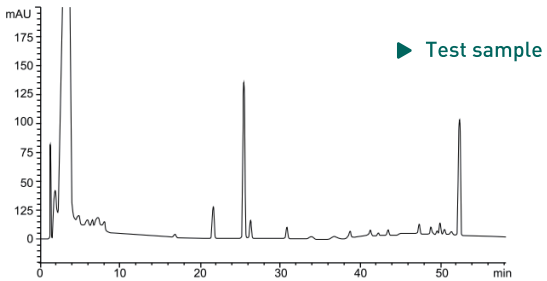


pH Range	2.0-8.0
Particle Size	5µm
Surface Area(m²/g)	260(150Å)
Carbon Loading(%)	10(150Å)
USP List	L1
Endcapped	Yes

Panax Notoginseng Saponins



► Reference substance



► Test sample

Column: Ultisil® PG-C18, 4.6×250mm, 5µm

Mobile Phase: A: water B: acetonitrile

Flow Rate: 1.0 ml/min

Detector: 203nm

Temperature: 25°C

Gradient Program:

Time(min)	Mobile Phase A(%)	Mobile Phase B(%)
0	81	19
12	81	19
60	64	36

Ordering Information—Ultisil® PG-C18


P/N	Description
H00276-31743	Ultisil® PG-C18 (4.6×250mm)

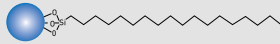
ULTISIL® SPECIALIZED HPLC COLUMN

Ultisil® PAH

Ultisil® PAH Column is a special column recently designed by Welch for the separation of PAHs in EPA method 610. PAHs (Polycyclic Aromatic Hydrocarbon) are hydrocarbons with two or more benzene rings, and considered major pollutants. Therefore, the analysis of these potentially carcinogenic compounds in water, air, soil and food takes high priority. Most of PAHs do not exist alone. Substances that may contain PAHs include charcoal, crude oil, creosote, tar, drugs, dyes, plastic, rubber, pesticide, lube, release agent, electrolyte, mineral oil, pitch, insecticide, and bactericide, etc

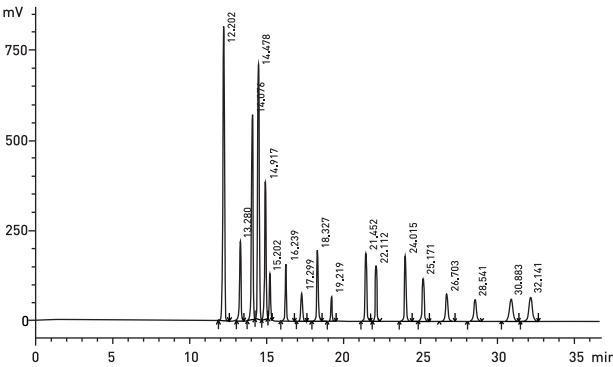
Specifications



Structural Formula	
pH Range	1.5-10.0
Particle Size	3µm, 5µm
Surface Area(m²/g)	320(120Å)
Carbon Loading(%)	22(120Å)
USP List	L1/L118
Endcapped	Yes

Separation of 18 PAHs in EPA method 610

Ultisil® PAH columns can separate all 18 PAHS in EPA method 610 rapidly with high resolution. Ultisil® PAH columns are silica based columns for PAH analysis with the best peak shape.



Column: Ultisil® PAH, 4.6×250 mm, 5µm

Mobile Phase: A: water B: acetonitrile

Flow Rate: 1.5mL/min

Detector: 220nm

Temperature: 25°C

Injection Volume: 10µL

Mixed Standards:

1) Naphthalene 2) Acenaphthylene 3) 1- Methyl benzene, 4) 2- Methyl benzene 5) Acenaphthene 6) Fluorene 7) Phenanthrene 8) Anthracene 9) Fluoranthene 10) Pyrene 11) Benzo(a)anthracene 12) Chrysene 13) Benzo(b)fluoranthene 14) Benzo(k)fluoranthene 15) Benzo(a)pyrene 16) Indeno(1,2,3-cd)pyrene 17) Dibenzo(a,h)anthracene 18) Benzo(g,h,i)perylene

Gradient Program:

Time(min)	Mobile Phase A(%)	Mobile Phase B(%)
0	60	40
20	0	100
33	0	100
34	60	40

Ordering Information—Ultisil® PAH


Particle Size	ID (mm)	Column Length (mm)			Guard Cartridge	Cartridge Holder
		150	200	250	10mm Length	
3µm 120Å	4.6	H00210-21041	H00210-21042	H00210-21043	H00808-03012	00808-01101
5µm 120Å	4.6	H00210-31041	H00210-31042	H00210-31043	H00808-04010	00808-01101

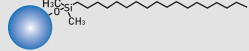
Don't see your needed size or format? Contact Welch or your local distributor for other dimensions.

Ultisil® Amino Acid

Ultisil® Amino Acid HPLC columns are made from spherical, totally porous, and ultra-high purity (>99.999%) type B silica particles. Our proprietary surface modification before bonding generates a very smooth and uniform surface with less acidic surface silanol. Ultisil® Amino Acid columns provide the best performance in peak shape, efficiency and resolution for the analysis of 18 amino acids. Complete sample preparation can be achieved in as short as 30 min.

Specifications

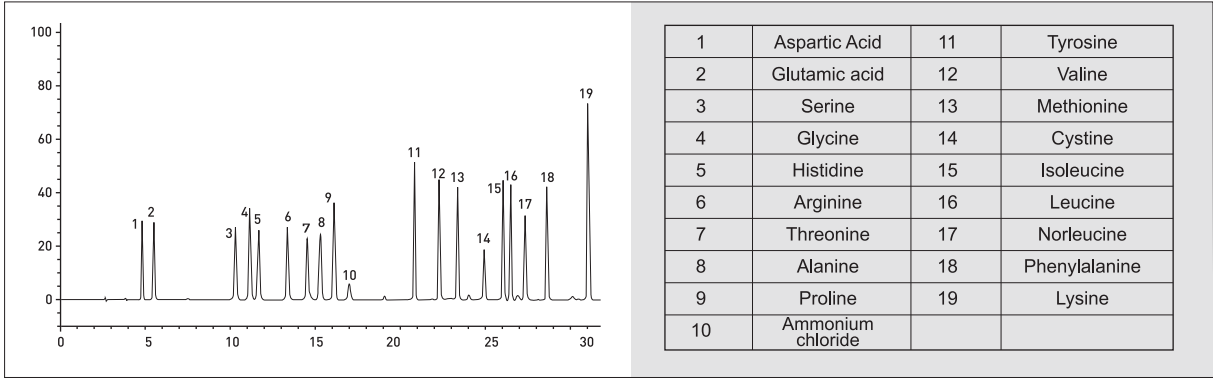


Structural Formula	
pH Range	1.5-10.0
Particle Size	5µm
Surface Area(m²/g)	320(120Å)
Carbon Loading(%)	17(120Å)
USP List	L1
Endcapped	Yes

Ultisil® Amino Acid Method Package

- Ultisil® Amino Acid Column (5µm, 4.6×250mm), 1 pk.
- Amino Acid Standards, 2 bottles. 1 mL/bottle.
- Derivatization reagent A.
- Derivatization reagent B.
- Ultisil® AA method brochure.

Separation of 18 Amino Acids



Ordering Information—Ultisil® Amino Acids


Name	P/N	Description
Ultisil® Amino Acid Method Package (P/N 00840-01000)	H00211-31043	Ultisil® Amino Acid Column (4.6×250mm, 5µm), 1 pk
	00814-01027 (A)	Derivatization reagent A, 1 bottle, 10mL/bottle
	00814-01027 (B)	Derivatization reagent B, 1 bottle, 10mL/bottle
	00814-01030	Derivatization reagent diluent, 6 bottles, 20mL/bottle
	00815-01001	Amino Acid Standards, 2 bottles. 1mL/bottle
		Welch Ultisil® AA method brochure

Don't see your needed size or format? Contact Welch or your local distributor for other dimensions.

Ultisil® Amino Acid Plus

Ultisil® Amino Acid Plus column is a dedicated column which through further optimizing the analysis method on the basis of the original column for amino acid analysis. It uses an evaporative light scattering detector to detect more kinds of amino acids with higher stability without derivation of amino acid.

Specifications

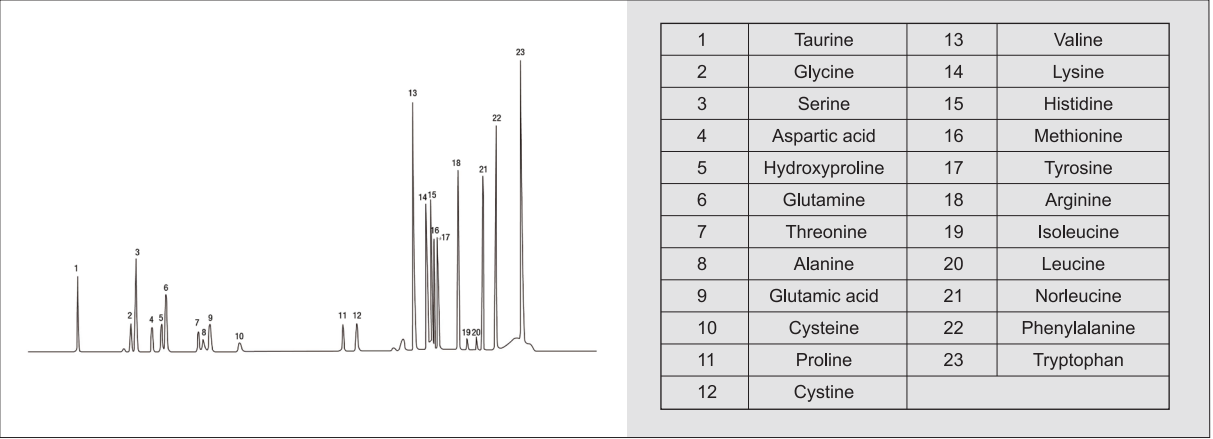


pH Range	1.0-7.0
Particle Size	5µm
Surface Area(m²/g)	320(120Å)
Carbon Loading(%)	10(120Å)
USP List	L1
Endcapped	Yes

Features

- Separate 23 amino acids by reverse-phase chromatographic analysis without the need of derivation, which makes amino acid analysis more convenient and flexible.
- Amino acids which separated and derived from proteolytic products, cell culture medium, food and feed have better resolution.
- The special column for amino acid analysis has superb reproducibility and stability, ensuring the stability and reliability of quantitative and qualitative analysis results.
- Excellent selectivity and separation, allowing you to get more accurate analysis results.
- Multiple interference factors such as reagents, by-products and solvents can be removed by fast extraction.
- Adhere to strict quality control standards, each column had been tested with 23 amino acids before sold, ensuring the reliability of the results.

Separation of 23 Amino Acids



Ordering Information—Ultisil® Amino Acid Plus


P/N	Description
H00279-31044	Ultisil® Amino Acid Plus Column (4.6×300mm, 5µm)

Don't see your needed size or format? Contact Welch or your local distributor for other dimensions.

ULTISIL® OAA(Organic Acids)

Ultisil® OAA is a dedicated reversed-phase column developed by Welch Materials for the detection of water-soluble organic acids. Compared with the conventional reversed- phase C18 column, OAA column has better performance and higher resolution with more uniform peaks. For water-soluble organic acids with larger polarity, if the proportion of organic phase reduces to 5% on C18 column, effective retention may not be achieved. Further reduction of the organic phase or even 100% of the aqueous phase, is prone to cause phase collapse. With optimized bonding technology and the surface hydrophilic treatment of packing materials, Ultisil® OAA column can greatly improve the column's resistance to aqueous phase and the peak shape of organic acid compounds.

Specifications



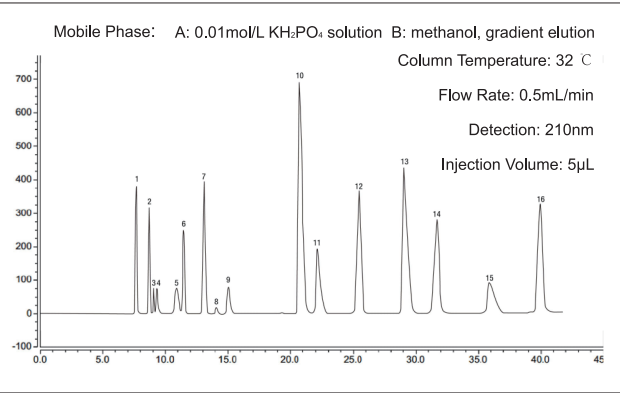
pH Range	2.0-8.0
Particle Size	5µm
Surface Area(m²/g)	320(120Å)
Carbon Loading(%)	10(120Å)
USP List	L1
Endcapped	Yes

Features

- Excellent separation ability for hydrophilic organic acids.
- Each column has been tested to ensure excellent hydrolysis stability for hydrophilic organic acid analysis.
- Compatible with 100% aqueous phase, having good retention for polar compounds.
- Ideal selectivity for a variety of organic acids, with high column efficiency and excellent peak shape.
- Excellent in separating hydroxyl fatty acids and aromatic organic acids.

Separation of 16 kinds of organic acids

Mobile Phase: A: 0.01mol/L KH₂PO₄ solution B: methanol, gradient elution
Column Temperature: 32 °C
Flow Rate: 0.5mL/min
Detection: 210nm
Injection Volume: 5µL



1	Oxalic acid	9	Acetic acid
2	Tartaric acid	10	Maleic acid
3	Quinic acid	11	Citric acid
4	Methanoic acid	12	Fumaric acid
5	Pyruvic acid	13	Cis-aconitic acid
6	Malic acid	14	Acrylic acid
7	Ascorbic acid	15	Propionic acid
8	Lactic acid	16	Citraconic acid

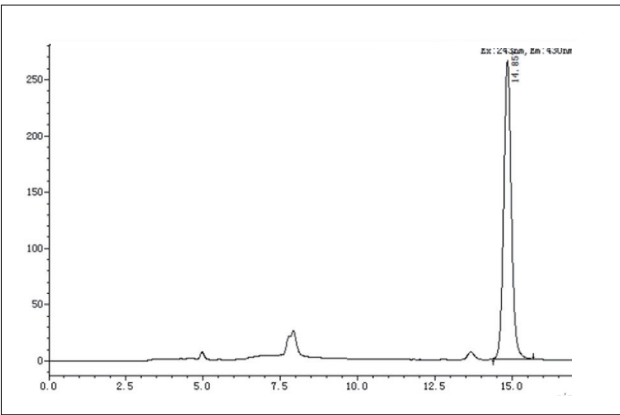
Ordering Information—Ultisil® OAA(Organic Acids)

P/N	Description
H00278-31044	Ultisil®OAA Column (4.6×300mm, 5µm)

Ultisil® Zn Column

As a zinc powder reduction column designed for the detection of vitamin K1 or similar substances, Ultisil® Zn column uses zinc powder as packing materials with specifications of 4.6 mm×50 mm and particle size of 50-70µm.

Determination of vitamin K1 in spinach



Column: Ultisil® AQ-C18, 4.6×250mm, 5µm
Ultisil® Zn, 4.6×50mm

Mobile Phase: 900mL methanol,100mL tetrahydrofuran, 0.3mL peracetic acid. Add 1.5g zinc oxide and 0.5g anhydrous sodium acetate after mixing.

Flow Rate: 1.0mL/min

Detector: 243 nm/430nm

Temperature: 30°C

Injection Volume: 10µL

Ordering Information—Ultisil® Zn Column

P/N	Description
H00225-51037	Ultisil® Zn (4.6×50mm)

Ultisil® Lead Oxide Column

Ultisil® Lead oxide column was specially designed for the detection of malachite green and colorless malachite green in aquatic products by HPLC methods in SC/3021-2004 standard. Because the colorless malachite green fails to absorb in the visible, it is necessary to use this column to oxidize colorless malachite green to malachite green, which solves the difficulty of UV detection of colorless malachite green.

Ordering Information—Ultisil® Lead Oxide Column

Phase	P/N	Specification	Phase	P/N	Specification
25%PbO ₂	H00238-51036	4.6×35 mm	50%PbO ₂	H00239-51036	4.6×35 mm
	H00238-51037	4.6×50 mm		H00239-51037	4.6×50 mm
	H00238-51028	4.0×50 mm		H00239-51028	4.0×50 mm


Don't see your needed size or format? Contact Welch or your local distributor for other dimensions.


Ordering Information—Ultisil® HILIC NH₂

Particle Size	ID (mm)	Column Length (mm)			Guard Cartridge	Cartridge Holder
		150	250	300	10mm length	
3µm 120 Å	4.6	H00231-21041	H00231-21042	H00231-21043	H00808-03025	00808-01101
5µm 120 Å	4.6	H00231-31041	H00231-31042	H00231-31043	H00808-04047	00808-01101
10µm 120 Å	4.6	H00231-41041	H00231-41042	H00231-41043	H00808-05017	00808-01101

Don't see your needed size or format? Contact Welch or your local distributor for other dimensions.

Ultisil® HILIC Diol




Structural Formula	
pH Range	2.0-8.0
Particle Size	3µm, 5µm, 10µm
Surface Area(m²/g)	320(120Å)
Carbon Loading(%)	2.5(120Å)
USP List	L20
Endcapped	No

Ordering Information—Ultisil® HILIC Diol

Particle Size	ID (mm)	Column Length (mm)			Guard Cartridge	Cartridge Holder
		150	250	300	10mm length	
3µm 120 Å	4.6	H00242-21041	H00242-21042	H00242-21043	H00808-03029	00808-01101
5µm 120 Å	4.6	H00242-31041	H00242-31042	H00242-31043	H00808-04054	00808-01101


Don't see your needed size or format? Contact Welch or your local distributor for other dimensions.

Ultisil® HILIC Amide



pH Range	2.0-8.0
Particle Size	3µm, 5µm, 10µm
Surface Area(m²/g)	320(120Å)
Carbon Loading(%)	7(120Å)
USP List	L68
Endcapped	N/A

Fructo-oligose



Column: Ultisil® HILIC Amide, 4.6×250mm, 5µm

Mobile Phase: Acetonitrile/water =70/30

Flow Rate: 1.0mL/min

Detector: RID(40°C)

Temperature: 40°C

Injection Volume: 20µL

Mixed Standards: Sucrose, kestose, nystose, megazyme, 1F-Fructofuranosyl nystose)

Ordering Information—Ultisil® HILIC Amide

Particle Size	ID (mm)	Column Length (mm)								Guard Cartridge	Cartridge Holder
		30	50	75	100	150	200	250	300	10mm length	
3µm 120 Å	2.1	H00240-21009	H00240-21010	H00240-21011	H00240-21012	H00240-21014	H00240-21015	H00240-21016	-	H00808-23010	00808-01107
	3.0	H00240-21018	H00240-21019	H00240-21020	H00240-21021	H00240-21023	H00240-21024	H00240-21025	-	H00808-23010	00808-01107
	4.0	H00240-21027	H00240-21028	H00240-21029	H00240-21030	H00240-21032	H00240-21033	H00240-21034	-	H00808-03021	00808-01101
	4.6	H00240-21036	H00240-21037	H00240-21038	H00240-21039	H00240-21041	H00240-21042	H00240-21043	-	H00808-03021	00808-01101
5µm 120 Å	2.1	H00240-31009	H00240-31010	H00240-31011	H00240-31012	H00240-31014	H00240-31015	H00240-31016	-	H00808-24025	00808-01107
	3.0	H00240-31018	H00240-31019	H00240-31020	H00240-31021	H00240-31023	H00240-31024	H00240-31025	-	H00808-24025	00808-01107
	4.0	H00240-31027	H00240-31028	H00240-31029	H00240-31030	H00240-31032	H00240-31033	H00240-31034	H00240-31035	H00808-04025	00808-01101
	4.6	H00240-31036	H00240-31037	H00240-31038	H00240-31039	H00240-31041	H00240-31042	H00240-31043	H00240-31044	H00808-04025	00808-01101
10µm 120 Å	4.6	-	-	-	-	H00240-41041	H00240-41042	H00240-41043	H00240-41044	H00808-05018	00808-01101

Don't see your needed size or format? Contact Welch or your local distributor for other dimensions.


Ultisil® HILIC Amphion II

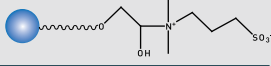
Ultisil® HILIC Amphion II is a newly developed HILIC column, using amphion-bonded silica as packing material. It applies to the separation of most polar compounds, using acetonitrile or Water other than ion-pairing reagents as mobile phase. The Amphion, containing both Positive Charge Centre and Negative Charge Centre, brings high retention for acid and alkaline compounds through ion-exchange mechanism. Compared with common HILIC packing materials like silica and amino groups, the Amphion-bonded packing material provides better reproducibility and stability.

Features

- Amphion-bonded silica stationary phase.
- Enhanced hydrophilic interaction brings higher retention for polar and hydrophilic compounds.
- Different selectivity from common HILIC packing materials.
- Simple mobile phase used for the separation of polar compounds.

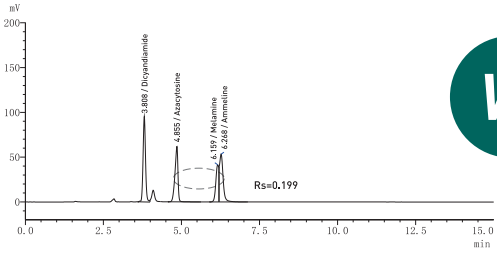
Specifications



Structural Formula	
pH Range	2.0-8.0
Particle Size	5µm
Surface Area(m²/g)	320(120Å)
Carbon Loading(%)	6(120Å)
USP List	L114
Endcapped	N/A

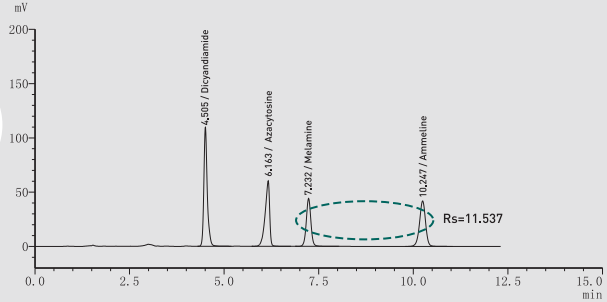
Separation of 4 Polar Compounds (Dicyandiamide, Azacytosine, Melamine, Ammeline)

Ultisil® HILIC SiO₂, 5µm, 4.6×250mm



Mobile Phase: ACN-Water (80:20) Flow Rate: 1.0mL/min
Detection: 240nm Injection Volume: 10µL
Temperature: 30 °C

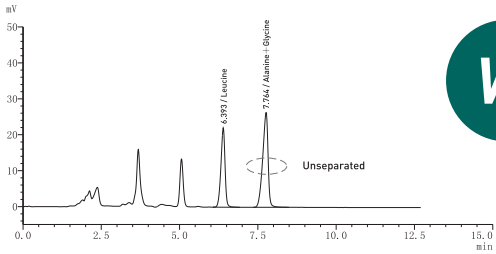
Ultisil® HILIC Amphion II, 5µm, 4.6×150mm



Mobile Phase: ACN-Water (80:20) Flow Rate: 1.0mL/min
Detection: 240nm Injection Volume: 10µL
Temperature: 30 °C

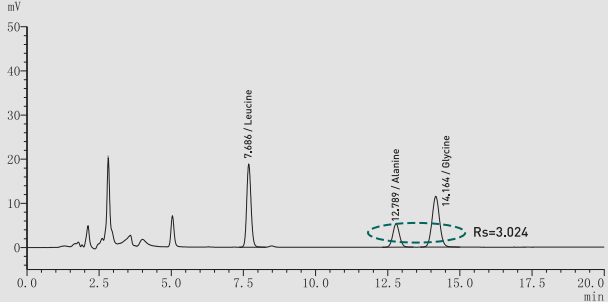
Separation of 3 Aliphatic Amino Acids (Leucine, Alanine, Glycine)

Ultisil® HILIC SiO₂, 5µm, 4.6×150mm



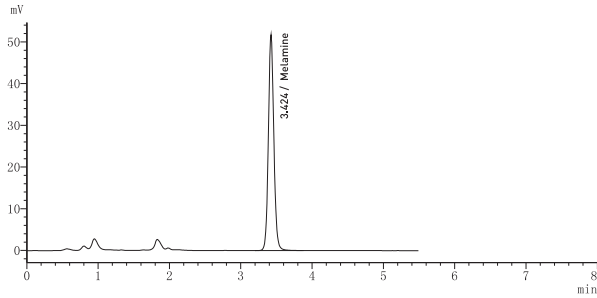
Mobile Phase: ACN-Water (70:30) Flow Rate: 0.5mL/min
Detection: 206nm Injection Volume: 5µL
Temperature: 30 °C

Ultisil® HILIC Amphion II, 5µm, 4.6×150mm



Mobile Phase: ACN-Water (70:30) Flow Rate: 0.5mL/min
Detection: 206nm Injection Volume: 5µL
Temperature: 30 °C

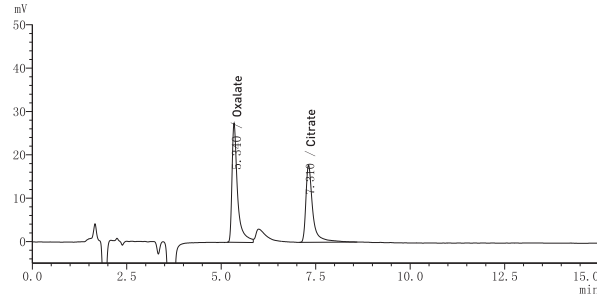
Determination of Melamine



Column: Ultisil® HILIC Amphion II, 5µm, 4.6×150mm
Mobile Phase: ACN-Water (80:20)
Flow Rate: 1.0mL/min
Detector: 240nm
Temperature: 30°C
Injection Volume: 10µL
Target: Melamine

Rt	Plates	Tailing Factor
3.424	8087	1.094

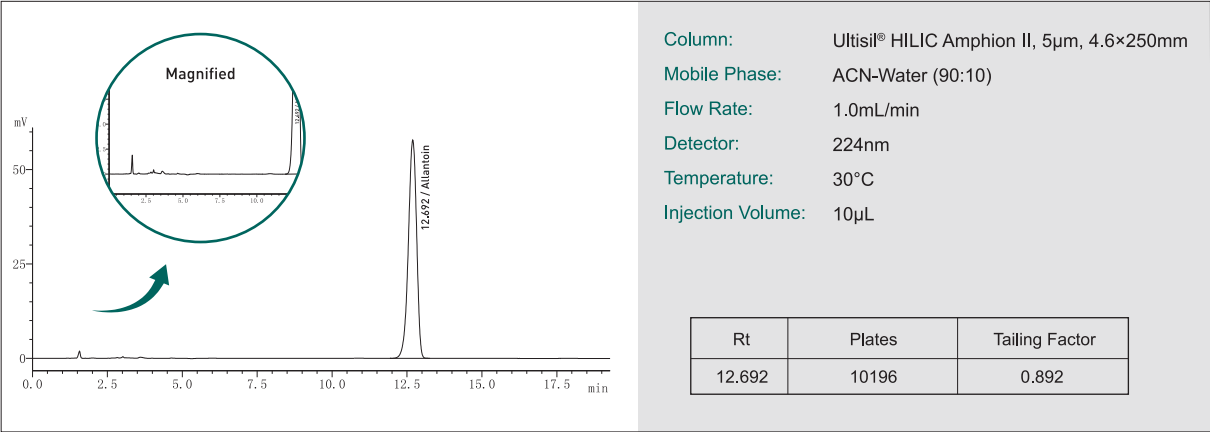
Separation of Citrate and Oxalate



Column: Ultisil® HILIC Amphion II, 5µm, 4.6×150mm
Mobile Phase: ACN-200mM Ammonium acetate(70:30)
Flow Rate: 1.0mL/min
Detector: 220nm
Temperature: 30°C
Injection Volume: 20µL

Compound	Rt	Plates	Tailing Factor
Oxalate	5.340	7540	—
Citrate	7.310	9487	7.214

Determination of Allantoin



Notes

Before use, flush with 50 column volumes of mobile phase (acetonitrile/water, 80:20) to equilibrate. Before injection, flush with 20 column volumes of mobile phase to equilibrate. For gradient analysis, flush with 10 column volumes of original mobile phase between injections.

- 1) Shifts of retention time may occur, if not sufficiently equilibrated.
- 2) Acetonitrile is the most common mobile phase solvent in HILIC mode. Other water-soluble polar organic solvents can also be used as mobile phases. The comparison of elution strength is:THF<Acetone<Acetonitrile<Isopropanol<Ethanol<-Methanol<Water.
- 3) Long-period equilibration required, after using buffer salt mobile phase (like ammonium formate, ammonium acetate etc.) and buffer salt being flushed off.
- 4) After use, flush off the buffer salt in the column and store in 100% acetonitrile solvent.

Ordering Information—Ultisil® HILIC Amphion II

Particle Size	ID (mm)	Column Length (mm)								Guard Cartridge	Cartridge Holder
		30	50	75	100	150	200	250	300	10mm length	
5µm 120 Å	2.1	H00274-31009	H00274-31010	H00274-31011	H00274-31012	H00274-31014	H00274-31015	H00274-31016		H00808-24039	00808-01107
	3.0	H00274-31018	H00274-31019	H00274-31020	H00274-31021	H00274-31023	H00274-31024	H00274-31025	-	H00808-24039	00808-01107
	4.0	H00274-31027	H00274-31028	H00274-31029	H00274-31030	H00274-31032	H00274-31033	H00274-31034	H00274-31035	H00808-04029	00808-01101
	4.6	H00274-31036	H00274-31037	H00274-31038	H00274-31039	H00274-31041	H00274-31042	H00274-31043	H00274-31044	H00808-04029	00808-01101

Don't see your needed size or format? Contact Welch or your local distributor for other dimensions.

ULTISIL® MIXED MODE PHASE HPLC COLUMN


Mixed Mode Phase, as a novel packing material, exhibits dual mechanisms of hydrophobic and ion exchange actions, providing distinct selectivity compared to traditional single-bonded phases. It is considered one of the trends in the future development of the liquid chromatography column industry.

ULTISIL® MM C18/SCX

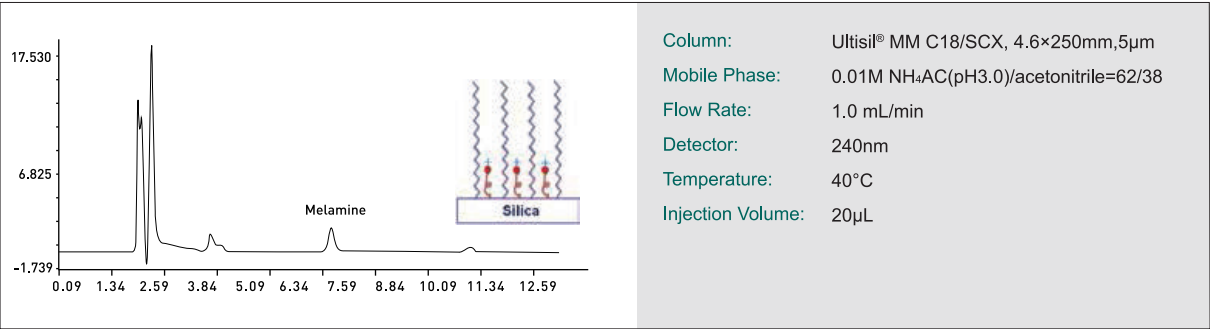
Features

- Utilizes high-purity spherical porous silica gel as the matrix.
- C18 and SCX mixed bonding ratio is 4:1.
- Applicable for separating and analyzing hydrophobic and ionized compounds.
- Ideal for the analysis of unknown compounds, particularly in metabolite research.

Specifications



Analysis of Melamine



Ordering Information—Ultisil® MM C18/SCX

Particle Size	ID (mm)	Column Length (mm)								Guard Cartridge	Cartridge Holder
		30	50	75	100	150	200	250	300	10mm length	
5µm 120 Å	2.1	H00235-31009	H00235-31010	H00235-31011	H00235-31012	H00235-31014	H00235-31015	H00235-31016	-	H00808-24032	00808-01107
	3.0	H00235-31018	H00235-31019	H00235-31020	H00235-31021	H00235-31023	H00235-31024	H00235-31025	-	H00808-24032	00808-01107
	4.0	H00235-31027	H00235-31028	H00235-31029	H00235-31030	H00235-31032	H00235-31033	H00235-31034	H00235-31035	H00808-04032	00808-01101
	4.6	H00235-31036	H00235-31037	H00235-31038	H00235-31039	H00235-31041	H00235-31042	H00235-31043	H00235-31044	H00808-04032	00808-01101


Don't see your needed size or format? Contact Welch or your local distributor for other dimensions.

Ultisil® MM SCX/C18

Features

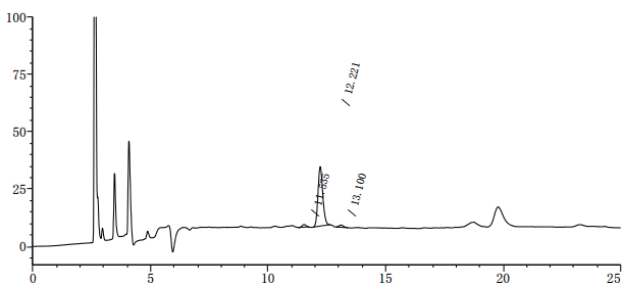
- Utilizes high-purity spherical porous silica gel as the matrix.
- SCX and C18 mixed bonding ratio is 4:1.
- Applicable for separating and analyzing hydrophobic and ionized compounds.
- Ideal for the analysis of unknown compounds, particularly in metabolite research.

Specifications



pH Range	2.0-8.0
Particle Size	5µm
Surface Area(m²/g)	320(120Å)
Carbon Loading(%)	N/A
USP List	/
Endcapped	N/A

Stachydrine Hydrochloride



Column: Ultisil® MM SCX/C18, 4.6×250mm,5µm

Mobile Phase: Triethylamine -0.025mol/L potassium dihydrogen phosphate solution

Flow Rate: 1.0mL/min

Detector: 192nm

Temperature: 35°C

Injection Volume: 10µL

Ordering Information—Ultisil® MM SCX/C18

Particle Size	ID (mm)	Column Length (mm)								Guard Cartridge	Cartridge Holder
		30	50	75	100	150	200	250	300		
5µm 120 Å	2.1	H00270-31009	H00270-31010	H00270-31011	H00270-31012	H00270-31014	H00270-31015	H00270-31016	-	H00808-24032	00808-01107
	3.0	H00270-31018	H00270-31019	H00270-31020	H00270-31021	H00270-31023	H00270-31024	H00270-31025	-	H00808-24032	00808-01107
	4.0	H00270-31027	H00270-31028	H00270-31029	H00270-31030	H00270-31032	H00270-31033	H00270-31034	H00270-31035	H00808-04032	00808-01101
	4.6	H00270-31036	H00270-31037	H00270-31038	H00270-31039	H00270-31041	H00270-31042	H00270-31043	H00270-31044	H00808-04032	00808-01101


Don't see your needed size or format? Contact Welch or your local distributor for other dimensions.

Ultisil® MM NH₂/CN

Features

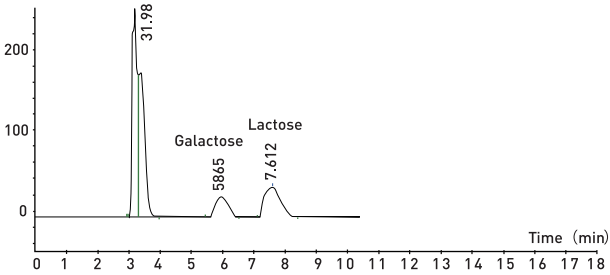
- Possesses characteristics of HILIC chromatography columns.
- NH₂ and CN mixed bonding.
- Utilizes high-purity spherical porous silica gel as the matrix.
- Suitable for the analysis and separation of similar sugar compounds that are challenging to separate.

Specifications



pH Range	2.0-8.0
Particle Size	5µm
Surface Area(m²/g)	320(120Å)
Carbon Loading(%)	N/A
USP List	/
Endcapped	N/A

Separation of Lactose and Galactose



Column: Ultisil® MM NH₂/CN, 4.6×250mm,5µm

Mobile Phase: Acetonitrile/water =70/30

Flow Rate: 1.0 mL/min

Detector: RID (40°C)

Temperature: 45°C

Injection Volume: 20µL

Ordering Information—Ultisil® MM NH₂/CN

Particle Size	ID (mm)	Column Length (mm)								Guard Cartridge	Cartridge Holder
		30	50	75	100	150	200	250	300		
5µm 120 Å	2.1	H00243-31009	H00243-31010	H00243-31011	H00243-31012	H00243-31014	H00243-31015	H00243-31016	-	H00808-24041	00808-01107
	3.0	H00243-31018	H00243-31019	H00243-31020	H00243-31021	H00243-31023	H00243-31024	H00243-31025	-	H00808-24041	00808-01107
	4.0	H00243-31027	H00243-31028	H00243-31029	H00243-31030	H00243-31032	H00243-31033	H00243-31034	H00243-31035	H00808-04037	00808-01101
	4.6	H00243-31036	H00243-31037	H00243-31038	H00243-31039	H00243-31041	H00243-31042	H00243-31043	H00243-31044	H00808-04037	00808-01101


Don't see your needed size or format? Contact Welch or your local distributor for other dimensions.

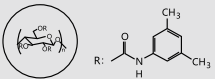
ULTISIL® CHIRAL HPLC COLUMN

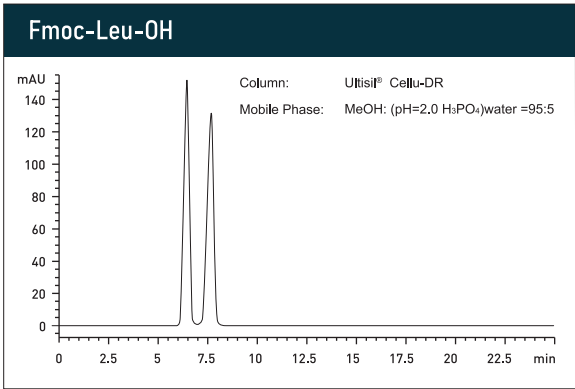
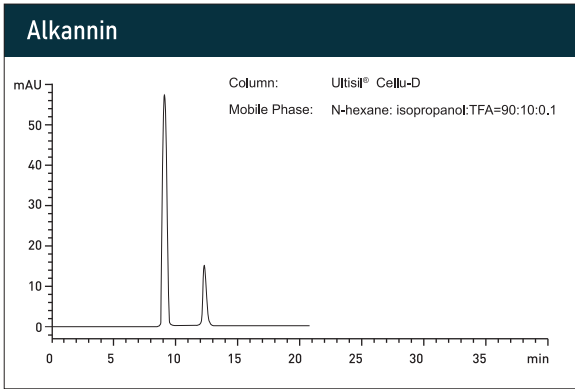
Ultisil® Chiral Columns are based on spherical silica particles coated with chiral polymers (amylose derivatives or cellulose derivatives). Welch offers 5 µm and 10 µm particles, and four types of chiral columns: Cellu-D, Cellu-J, Amy-D and Amy-s. 80% of all racemic compounds can be separated by these four chiral columns.

Ultisil® Cellu-D/Cellu-DR

Cellulose tris (3,5-dimethylphenylcarbamate) coated silica




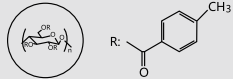
Structural Formula	
pH Range	2.0-9.0
Particle Size	5µm, 10µm
Surface Area(m²/g)	320(120Å)
Carbon Loading(%)	N/A
USP List	L40(Cellu-D), L93(Cellu-DR)
Endcapped	N/A

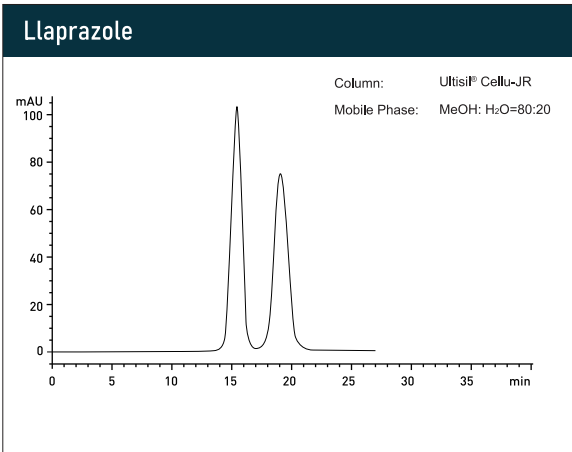
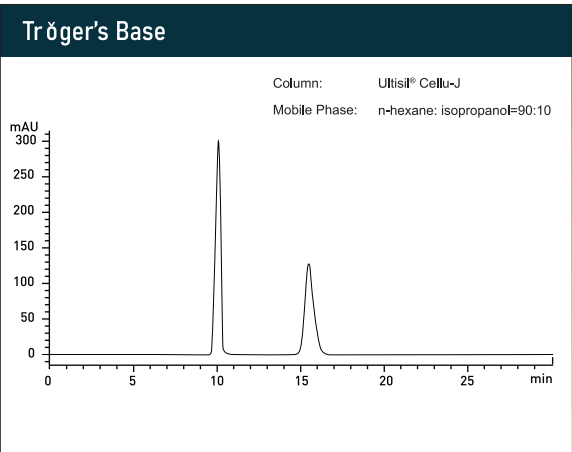


Ultisil® Cellu-J/Cellu-JR

Cellu-J/Cellu-JR: Cellulose tris (4-methyl benzoate) coated silica




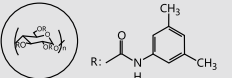
Structural Formula	
pH Range	2.0-9.0
Particle Size	5µm, 10µm
Surface Area(m²/g)	320(120Å)
Carbon Loading(%)	N/A
USP List	L80(Cellu-J), L107(Cellu-JR)
Endcapped	N/A

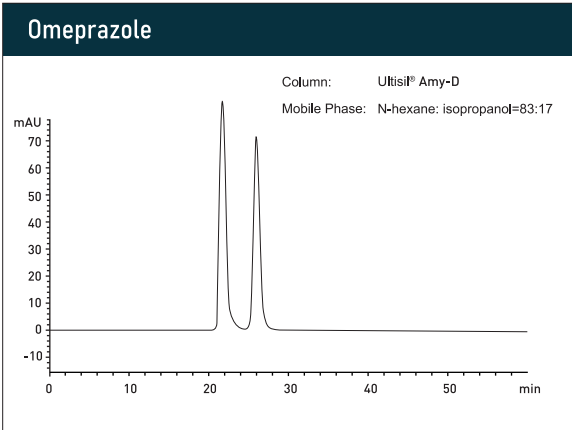
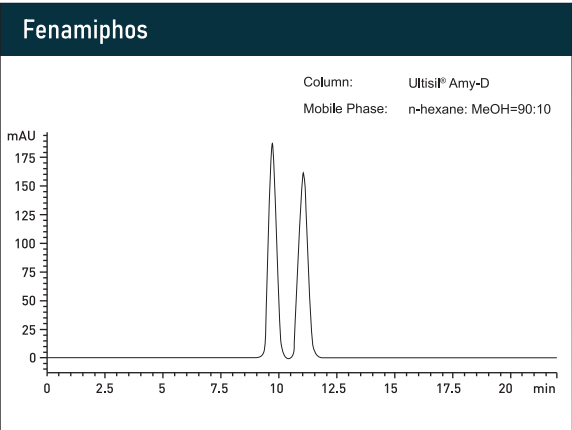


Ultisil® Amy-D/Amy-DR


Amylose tris (3,5-dimethylphenylcarbamate) coated silica

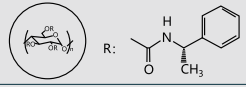


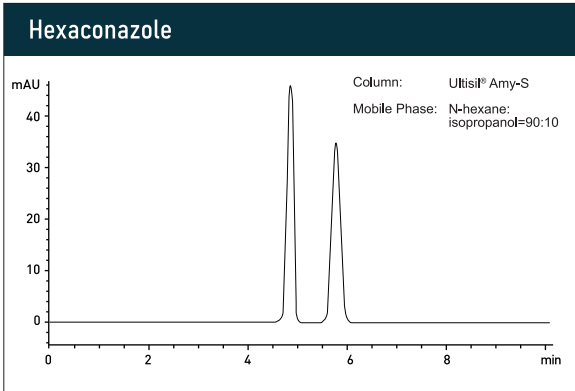
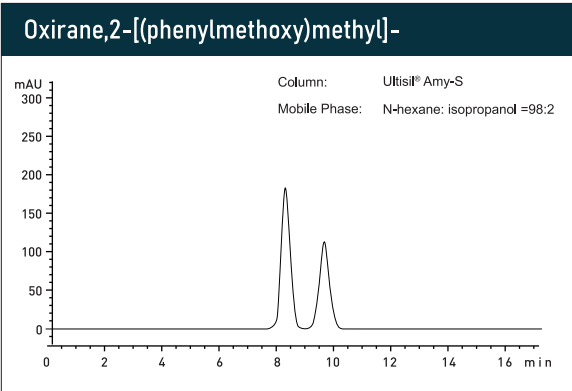
Structural Formula	
pH Range	2.0-9.0
Particle Size	5µm, 10µm
Surface Area(m²/g)	320(120Å)
Carbon Loading(%)	N/A
USP List	L51
Endcapped	N/A



Ultisil® Amy-S/Amy-SR
Amylose tris [(S)-α-methylphenyl carbamate] coated Silica



Structural Formula	
pH Range	2.0-9.0
Particle Size	5µm, 10µm
Surface Area(m²/g)	320(120Å)
Carbon Loading(%)	N/A
USP List	L90
Endcapped	N/A



Ordering Information

Name	Particle Size	ID (mm)	Column Length (mm)		Guard Cartridge	Cartridge Holder
			150	250		
Cellu-D	5µm	4.6	H00219-31041	H00219-31043	H00808-04014	00808-01101
	10µm	4.6	H00219-41041	H00219-41043	H00808-05021	00808-01101
Cellu-DR	5µm	4.6	H00262-31041	H00262-31043	H00808-04014-R	00808-01101
	10µm	4.6	H00262-41041	H00262-41043	H00808-05021-R	00808-01101
Amy-D	5µm	4.6	H00221-31041	H00221-31043	H00808-04040	00808-01101
	10µm	4.6	H00221-41041	H00221-41043	H00808-05022	00808-01101
Amy-DR	5µm	4.6	H00264-31041	H00264-31043	H00808-04040-R	00808-01101
	10µm	4.6	H00264-41041	H00264-41043	H00808-05022-R	00808-01101
Cellu-J	5µm	4.6	H00218-31041	H00218-31043	H00808-04039	00808-01101
	10µm	4.6	H00218-41041	H00218-41043	H00808-05023	00808-01101
Cellu-JR	5µm	4.6	H00261-31041	H00261-31043	H00808-04039-R	00808-01101
	10µm	4.6	H00261-41041	H00261-41043	H00808-05023-R	00808-01101
Amy-S	5µm	4.6	H00220-31041	H00220-31043	H00808-04041	00808-01101
	10µm	4.6	H00220-41041	H00220-41043	H00808-05024	00808-01101
Amy-SR	5µm	4.6	H00263-31041	H00263-31043	H00808-04041-R	00808-01101
	10µm	4.6	H00263-41041	H00263-41043	H00808-05024-R	00808-01101

ULTISIL® SPECIALIZED C18 HPLC COLUMN


Ultisil® AQ-C18-The most widely used column in food industry

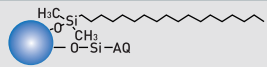
Ultisil® AQ-C18 columns are designed to have extended retention and selectivity for hydrophilic and polar compounds, which are poorly or not at all retained on other phases. A proprietary bonding chemistry, Ultisil® AQ-C18 avoids so-called “phase collapse”, even when 100% water is used, a phenomenon that conventional C18 columns typically exhibit at high water content in the mobile phase. Ultisil® AQ-C18 phase is fully end-capped to ensure the best peak shapes of polar and basic compounds and longer lifetime. Typical applications are separations of water soluble compounds that cannot be retained on traditional C18 phase. Examples include biomolecules, metabolites, and pharmaceutical degradants such as organic acids, water-soluble vitamins, oligosaccharides, amino acids, and small peptides and nucleotides.

Features

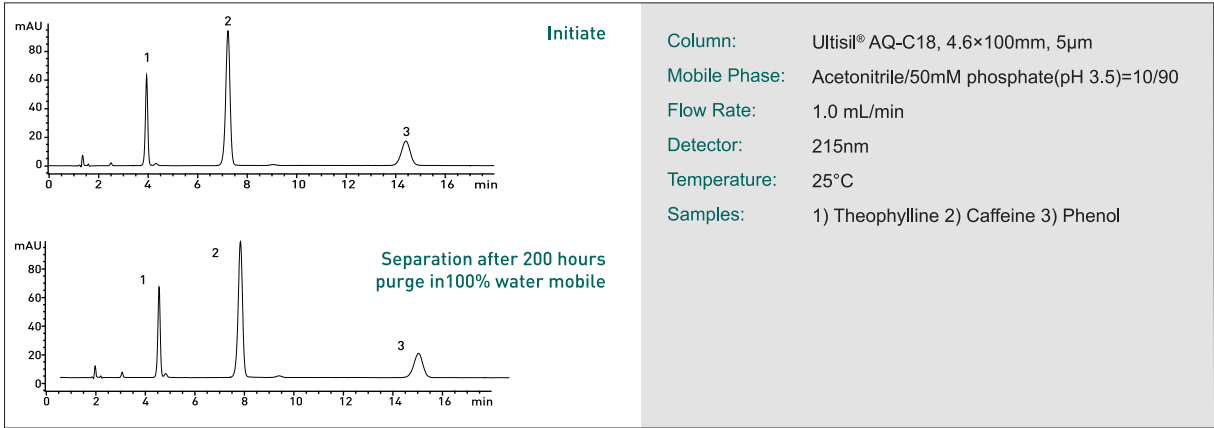
- No phase collapse, suitable for high aqueous mobile phase.
- Less retentive than XB-C18 for non-polar compounds.
- Increased retention for polar and water-soluble compounds.

Specifications

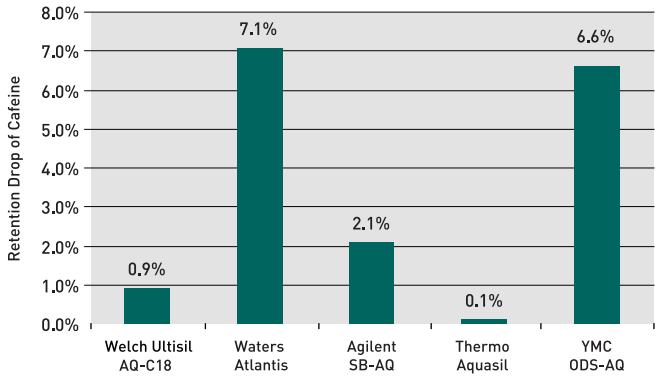


Structural Formula	
pH Range	1.5-10.0
Particle Size	3µm, 5µm, 10µm
Surface Area(m²/g)	320(120Å)
Carbon Loading(%)	12(120Å)
USP List	L1/L96
Endcapped	Yes

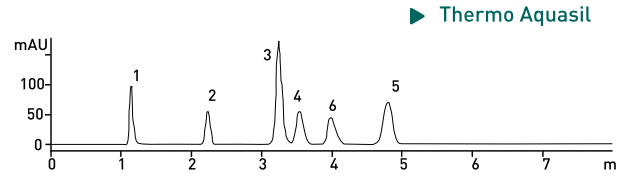
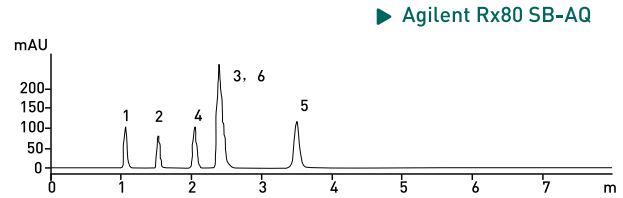
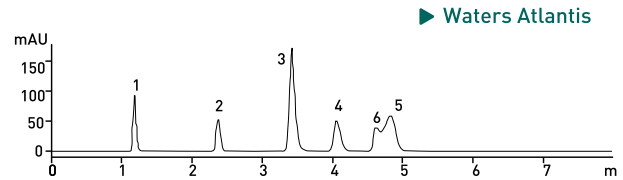
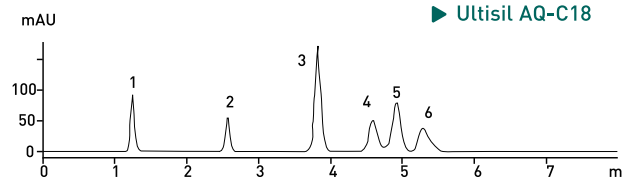
Phase collapse research



Phase Collapse Comparison with Other Brands



Peak shape is excellent for acid, basic and neutral samples on AQ-C18. When in highly aqueous mobile phase, retention for polar compounds such as organic acids, peptides, nucleosides and water soluble vitamins is strong. Under the same condition, when compared with other brands in highly aqueous mobile phase, Ultisil® AQ-C18 shows excellent resistance to phase collapse.



Column: 4.6×100mm, 5µm
Mobile Phase: 50mM phosphate, pH 2.5
Flow Rate: 1.0mL/min
Detector: 210nm
Temperature: 25°C
Samples: 1) Oxalic acid 2) Lactic acid
3) Maleic acid 4) Citric acid
5) Fumaric acid 6) Succinic acid

XB-C18

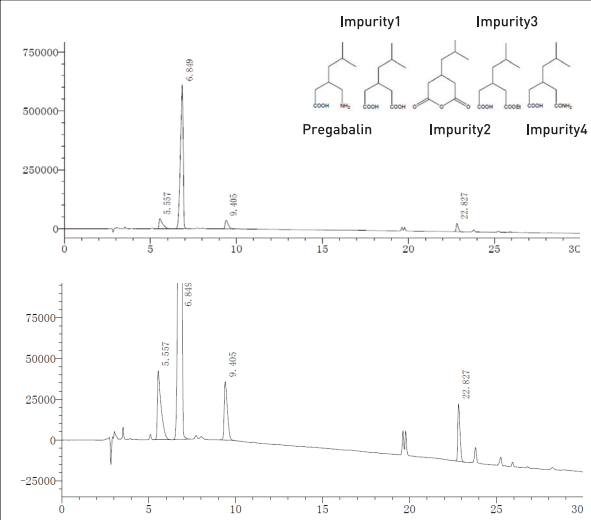
1. Suitable for separation of most pharmaceuticals, environment and chemical compounds
2. Excellent peak shape for basic and polar samples

**How to choose
XB-C18 and AQ-C18?**

AQ-C18

1. Suitable for water soluble strong polar samples, such as traditional Chinese medicine ingredients, food, beverage, organic acids, peptides, nucleosides and water solution vitamins
2. Best choice for mobile phase that contains <20% organic content

Pregabalin

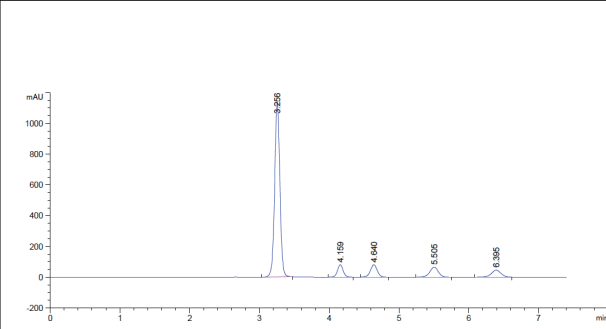


Column: Ultisil® AQ-C18, 4.6×250mm, 5µm
Mobile Phase: A: 40mm (NH₄)₂HPO₄/methanol=80/20
B: acetonitrile/methanol=90/10
Flow Rate: 1.0mL/min
Detector: 210nm
Temperature: 35°C
Injection Volume: 20µL

Gradient Program:

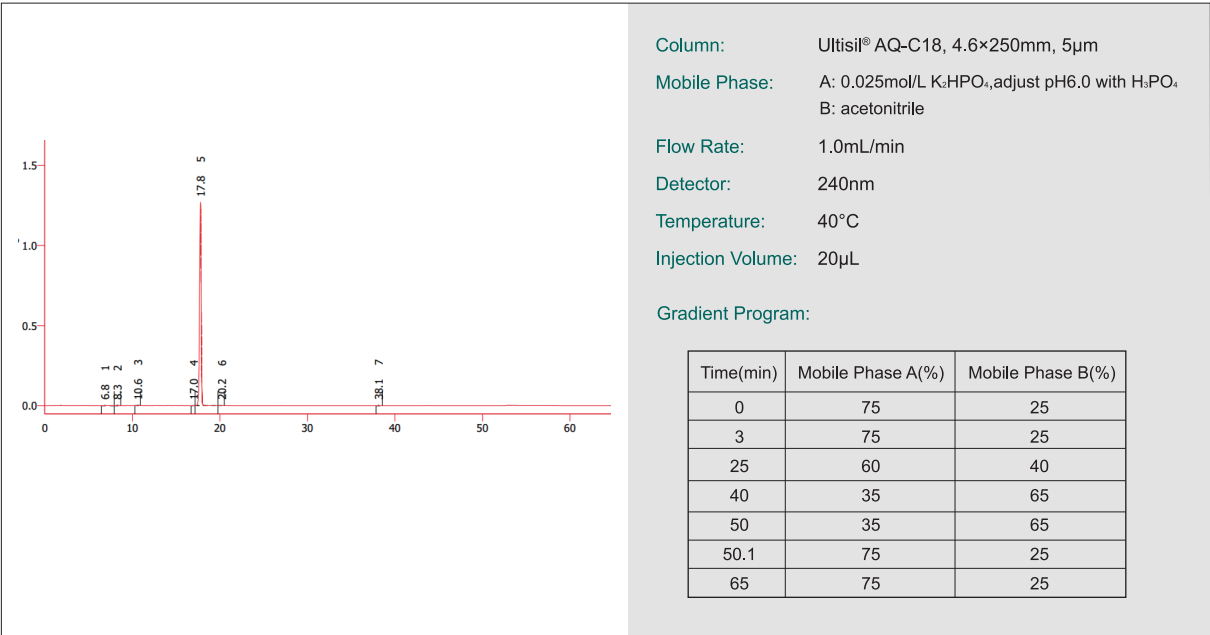
Time(min)	Mobile Phase A(%)	Mobile Phase B(%)
0	98	2
5	98	2
30	50	50
31	50	50

NMN(nicotinamide mononucleotide)



Column: Ultisil® AQ-C18, 4.6×250mm, 5µm
Mobile Phase: 40mM KH₂PO₄ solution*/methanol=68/32
* Dissolve 2.72g of KH₂PO₄ and 0.85g of TBAHS in 500mL water, adjust pH 6.2 with 1mol/L KOH
Flow Rate: 1.0mL/min
Detector: 259nm
Temperature: 25°C
Injection Volume: 10µL
Samples: 1) NMN 2) nicotinamide 3) AMP
4) ADP 5) ATP

Vilazodone hydrochloride



Ordering Information—Ultisil® AQ-C18

Particle Size	ID (mm)	Column Length (mm)								Guard Cartridge	Cartridge Holder
		30	50	75	100	150	200	250	300	10mm length	
3µm 120 Å	2.1	H00207-21009	H00207-21010	H00207-21011	H00207-21012	H00207-21014	H00207-21015	H00207-21016	-	H00808-23003	00808-01107
	3.0	H00207-21018	H00207-21019	H00207-21020	H00207-21021	H00207-21023	H00207-21024	H00207-21025	-	H00808-23003	00808-01107
	4.0	H00207-21027	H00207-21028	H00207-21029	H00207-21030	H00207-21032	H00207-21033	H00207-21034	-	H00808-03003	00808-01101
	4.6	H00207-21036	H00207-21037	H00207-21038	H00207-21039	H00207-21041	H00207-21042	H00207-21043	-	H00808-03003	00808-01101
5µm 120 Å	2.1	H00207-31009	H00207-31010	H00207-31011	H00207-31012	H00207-31014	H00207-31015	H00207-31016	-	H00808-24003	00808-01107
	3.0	H00207-31018	H00207-31019	H00207-31020	H00207-31021	H00207-31023	H00207-31024	H00207-31025	-	H00808-24003	00808-01107
	4.0	H00207-31027	H00207-31028	H00207-31029	H00207-31030	H00207-31032	H00207-31033	H00207-31034	H00207-31035	H00808-04003	00808-01101
	4.6	H00207-31036	H00207-31037	H00207-31038	H00207-31039	H00207-31041	H00207-31042	H00207-31043	H00207-31044	H00808-04003	00808-01101
10µm 120 Å	4.0	-	-	-	-	H00207-41032	H00207-41033	H00207-41034	H00207-41035	H00808-05003	00808-01101
	4.6	-	-	-	-	H00207-41041	H00207-41042	H00207-41043	H00207-41044	H00808-05003	00808-01101

Don't see your needed size or format? Contact Welch or your local distributor for other dimensions.


Ultisil® ALK-C18

Ultisil® ALK-C18 is a new generation of C18 column introduced by Welch. In this column, hydrophilic groups are bonded into the silica surface, where large number of silanol groups are replaced, reducing the interactions between basic samples and the silanol groups. As a consequence, the selectivity of ALK-C18 is different from that of traditional C18.

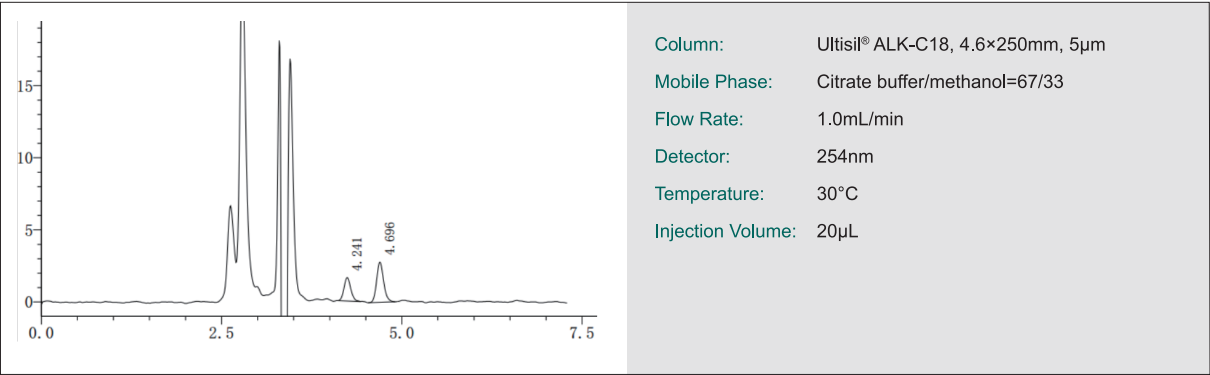
Features

- Mixed solid phase with both hydrophobic and electrostatic interactions.
- Excellent peak shape for basic compounds.
- Fast separation of similar samples on a column.

Specifications



AspartanL-aspartyl-L-phenylalanine



Ordering Information—Ultisil® ALK-C18

Particle Size	ID (mm)	Column Length (mm)			Guard Cartridge	Cartridge Holder
		150	200	250	10mm length	
5µm	4.6	H00253-31041	H00228-21042	H00253-31043	H00808-04033	00808-01101

Don't see your needed size or format? Contact Welch or your local distributor for other dimensions.


Ultisil® ODS-3-High Water-resistance Octadecyl HPLC Column

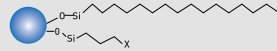
Ultisil® ODS-3 column is packed with high water-resistance octadecyl reversed-phase packing material. The hydrophilic end group of the octadecyl functional group is strictly endcapped, which brings perfect peaks and low adsorption for both alkaline and acid compounds. The 100% water-resistance packing material avoids the collapse of stationary phase and applies to the separation and determination of most compounds.

Features

- 100% water resistance.
- High efficiency and resolution.
- High sample loading.
- Easy preparative magnifying
- Different selectivity from common C18

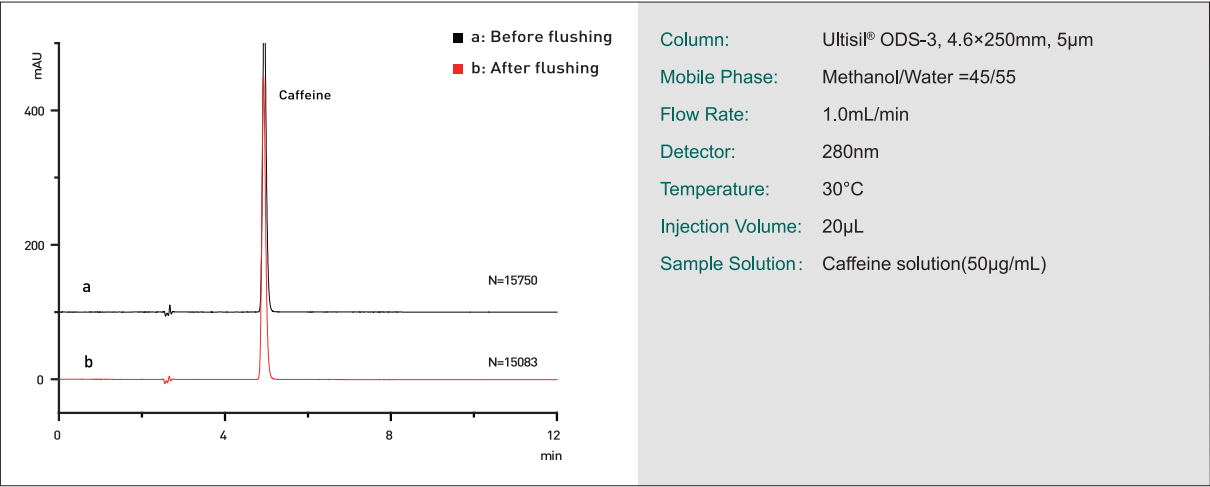
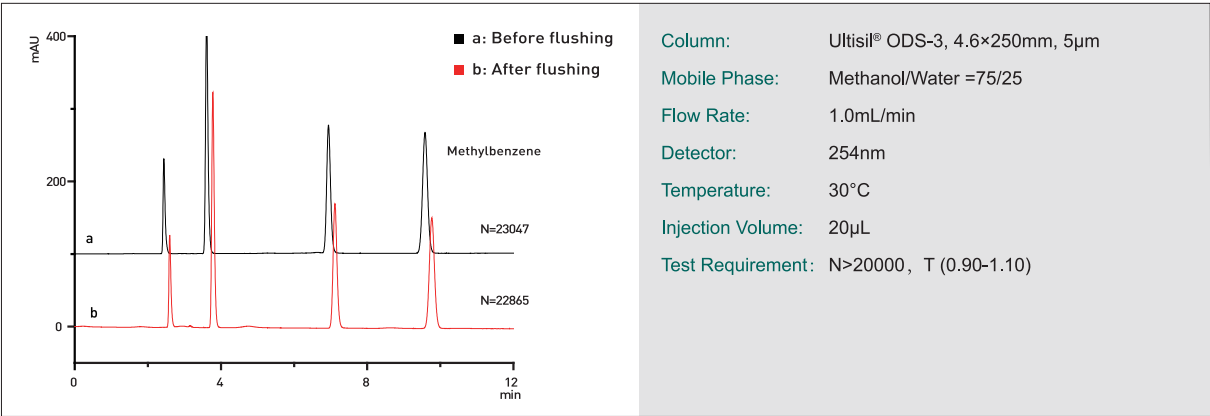
Specifications



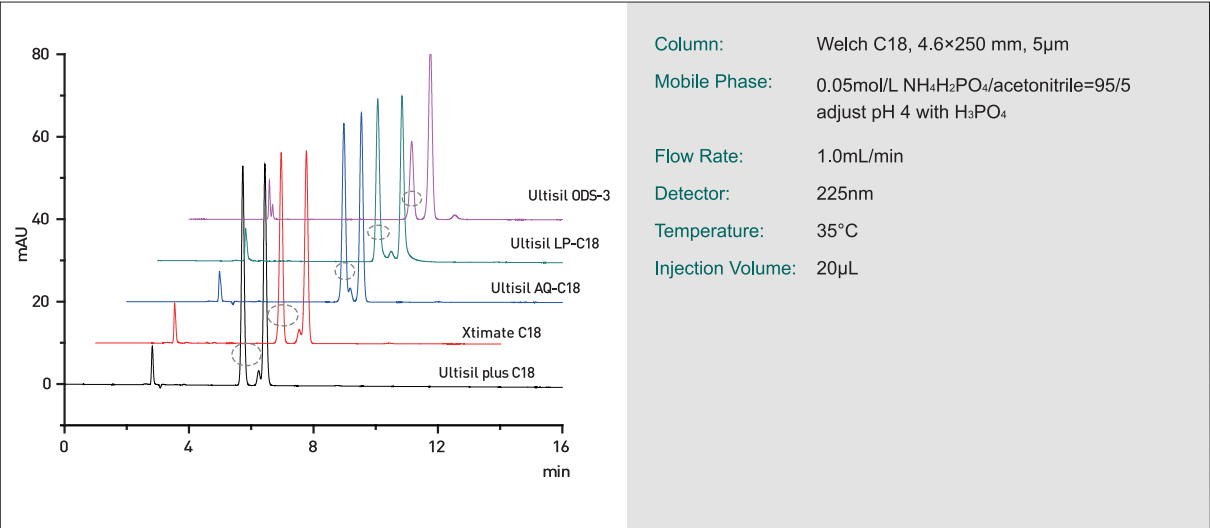
Structural Formula	
pH Range	2.0-8.0
Particle Size	3µm,5µm
Surface Area(m²/g)	380(100Å)
Carbon Loading(%)	15(100Å)
USP List	L1
Endcapped	Yes

Tests of 48-hour Pure Water Resistance

Mobile Phase: 20mM K₂HPO₄, adjust pH 7.0 with phosphate
Temperature: 30°C
Flow Rate: 1.0mL/min
Operation: Flush the column with mobile phase for 24 h. Then test the column efficiency and tailing factor. Control the pressure and change the mobile phase every 24 h.



Cefprozil Capsule



Ordering Information –Ultisil® ODS-3

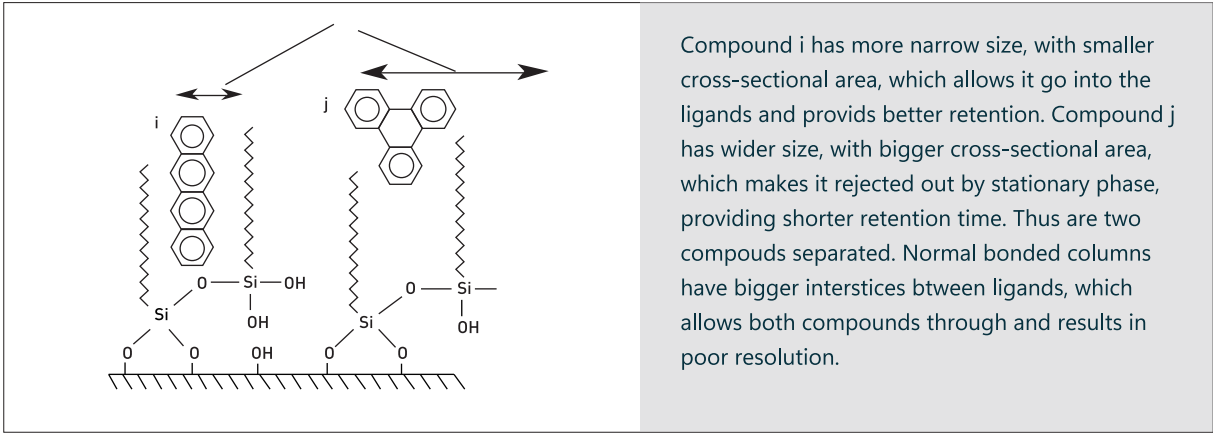
Particle Size	ID (mm)	Column Length (mm)			Guard Cartridge	Cartridge Holder
		150	200	250		
3µm	4.6	H00275-21041	H00275-21042	H00275-21043	H00808-03031	00808-01101
5µm	4.6	H00275-31041	H00275-31042	H00275-31043	H00808-04043	00808-01101

Don't see your needed size or format? Contact Welch or your local distributor for other dimensions.


Ultisil® XS-C18

Ultisil® XS-C18 is developed with high column efficiency, high loading and high capacity. It has excellent steric hindrance selectivity, especially shape selectivity. There are two patterns of Steric Hindrance: Steric Exclusion and Shape Selectivity. Ultisil® XS-C18 uses unique multi-bonding technique, with high bonding density and short distance between ligands, providing better shape selectivity.

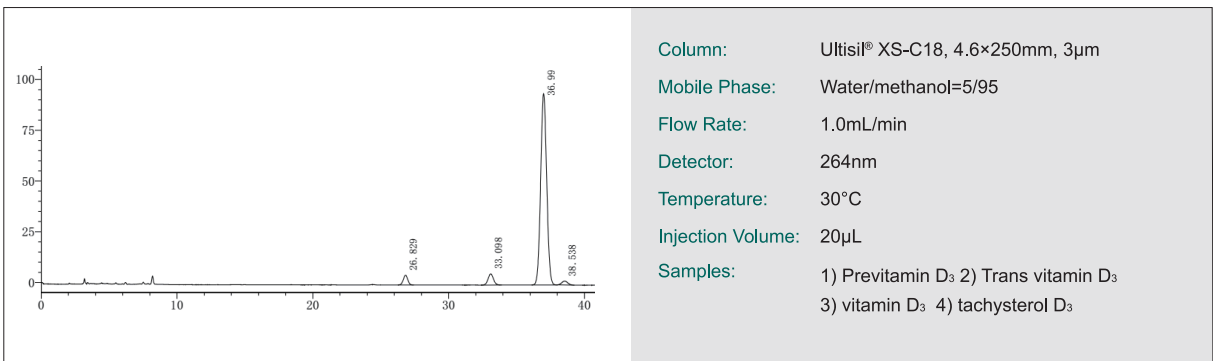
Minimum Cross-Section of Solute



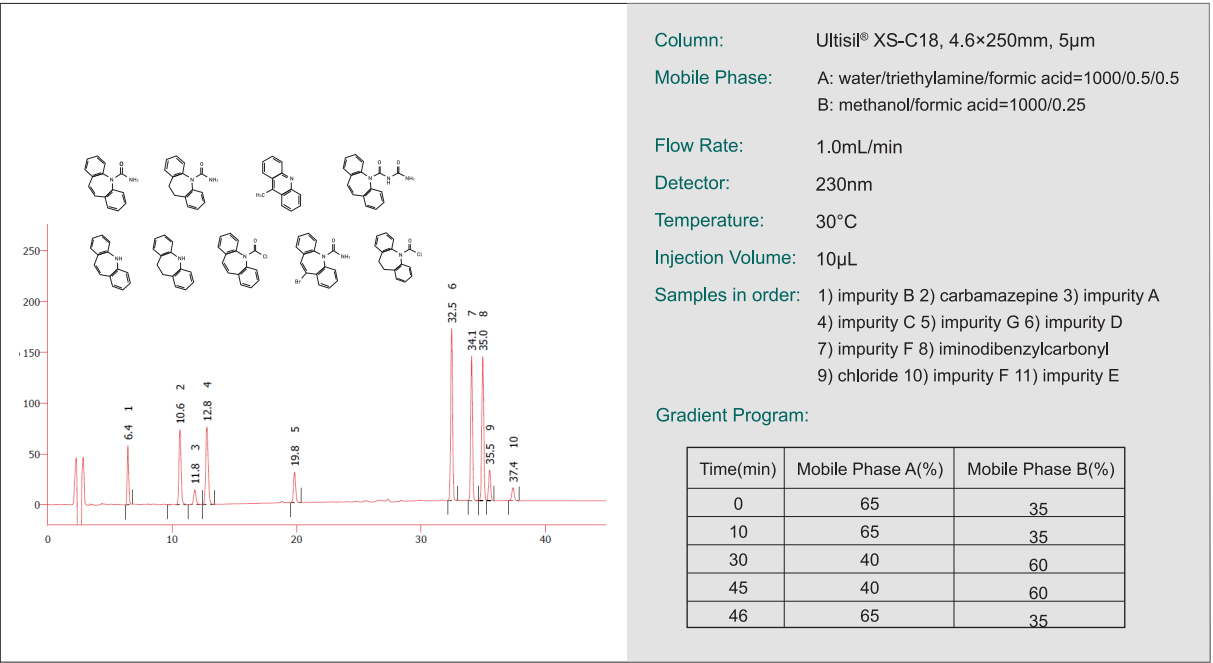
Specifications



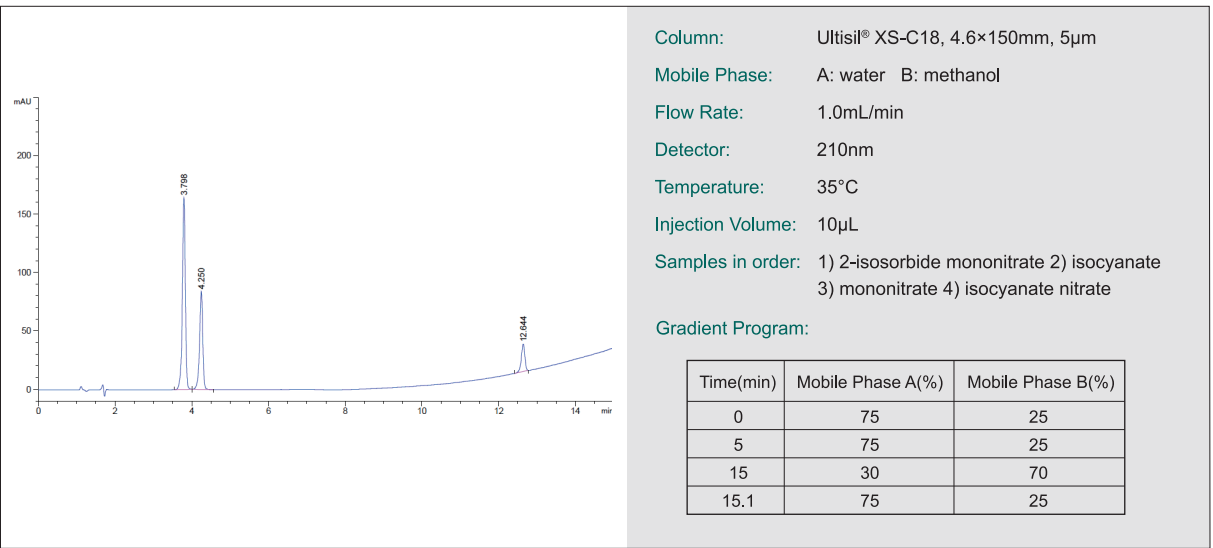
Vitamin D3 and isomers



Carbamazepine



Isocyanate mononitrate



Ordering Information—Ultisil® XS-C18


Particle Size	ID (mm)	Column Length (mm)			Guard Cartridge	Cartridge Holder
		150	200	250		
3µm	4.6	H00277-21041	H00277-21042	H00277-21043	H00808-03034	00808-01101
5µm	4.6	H00277-31041	H00277-31042	H00277-31043	H00808-04046	00808-01101

Don't see your needed size or format? Contact Welch or your local distributor for other dimensions.

Ultisil® PG-C18

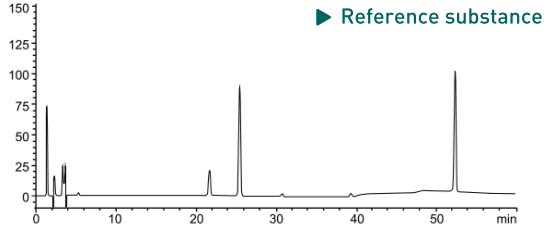
Ultisil® PG-C18 column is a new generation of dedicated column which has unique selectivity for the analysis of ginsenoside with good peak symmetry and high column efficiency. As active ingredients in panax notoginseng, ginseng, red ginseng and American ginseng, Ginsenosides Rg1 and Re also have similar chromatographic properties. It is usually difficult to achieve a resolution of 1.5 on conventional C18 columns (i.e., baseline separation) for that they are very sensitive to the proportion of acetonitrile in the mobile phase. Even a 1% nuance in that will cause a great change in their appearing time, so they can only be seen and separated on the C18 column at about 20% of acetonitrile. Due to this special property, the choice of adjusting the mobile phase to increase the resolution is restricted.

Specifications

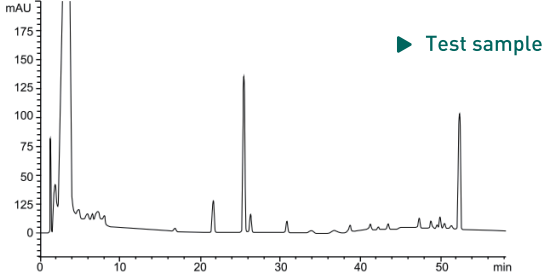


pH Range	2.0-8.0
Particle Size	5µm
Surface Area(m²/g)	260(150Å)
Carbon Loading(%)	10(150Å)
USP List	L1
Endcapped	Yes

Panax Notoginseng Saponins



► Reference substance



► Test sample

Column: Ultisil® PG-C18, 4.6×250mm, 5µm

Mobile Phase: A: water B: acetonitrile

Flow Rate: 1.0 ml/min

Detector: 203nm

Temperature: 25°C

Gradient Program:

Time(min)	Mobile Phase A(%)	Mobile Phase B(%)
0	81	19
12	81	19
60	64	36

Ordering Information—Ultisil® PG-C18


P/N	Description
H00276-31743	Ultisil® PG-C18 (4.6×250mm)

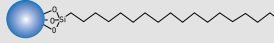
ULTISIL® SPECIALIZED HPLC COLUMN

Ultisil® PAH

Ultisil® PAH Column is a special column recently designed by Welch for the separation of PAHs in EPA method 610. PAHs (Polycyclic Aromatic Hydrocarbon) are hydrocarbons with two or more benzene rings, and considered major pollutants. Therefore, the analysis of these potentially carcinogenic compounds in water, air, soil and food takes high priority. Most of PAHs do not exist alone. Substances that may contain PAHs include charcoal, crude oil, creosote, tar, drugs, dyes, plastic, rubber, pesticide, lube, release agent, electrolyte, mineral oil, pitch, insecticide, and bactericide, etc

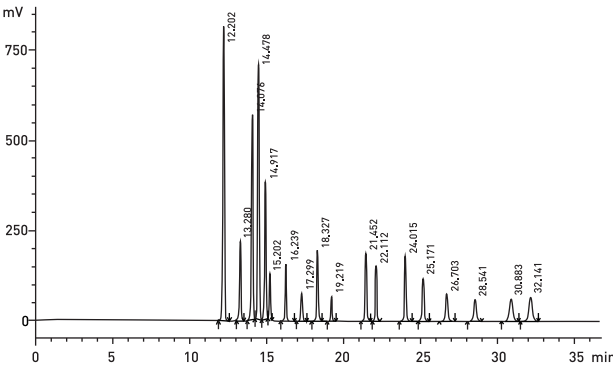
Specifications



Structural Formula	
pH Range	1.5-10.0
Particle Size	3µm, 5µm
Surface Area(m²/g)	320(120Å)
Carbon Loading(%)	22(120Å)
USP List	L1/L118
Endcapped	Yes

Separation of 18 PAHs in EPA method 610

Ultisil® PAH columns can separate all 18 PAHS in EPA method 610 rapidly with high resolution. Ultisil® PAH columns are silica based columns for PAH analysis with the best peak shape.



Column: Ultisil® PAH, 4.6×250 mm, 5µm

Mobile Phase: A: water B: acetonitrile

Flow Rate: 1.5mL/min

Detector: 220nm

Temperature: 25°C

Injection Volume: 10µL

Mixed Standards:

1) Naphthalene 2) Acenaphthylene 3) 1- Methyl benzene, 4) 2- Methyl benzene 5) Acenaphthene 6) Fluorene 7) Phenanthrene 8) Anthracene 9) Fluoranthene 10) Pyrene 11) Benzo(a)anthracene 12) Chrysene 13) Benzo(b)fluoranthene 14) Benzo(k)fluoranthene 15) Benzo(a)pyrene 16) Indeno(1,2,3-cd)pyrene 17) Dibenzo(a,h)anthracene 18) Benzo(g,h,i)perylene

Gradient Program:

Time(min)	Mobile Phase A(%)	Mobile Phase B(%)
0	60	40
20	0	100
33	0	100
34	60	40

Ordering Information—Ultisil® PAH


Particle Size	ID (mm)	Column Length (mm)			Guard Cartridge	Cartridge Holder
		150	200	250	10mm Length	
3µm 120Å	4.6	H00210-21041	H00210-21042	H00210-21043	H00808-03012	00808-01101
5µm 120Å	4.6	H00210-31041	H00210-31042	H00210-31043	H00808-04010	00808-01101

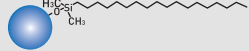
Don't see your needed size or format? Contact Welch or your local distributor for other dimensions.

Ultisil® Amino Acid

Ultisil® Amino Acid HPLC columns are made from spherical, totally porous, and ultra-high purity (>99.999%) type B silica particles. Our proprietary surface modification before bonding generates a very smooth and uniform surface with less acidic surface silanol. Ultisil® Amino Acid columns provide the best performance in peak shape, efficiency and resolution for the analysis of 18 amino acids. Complete sample preparation can be achieved in as short as 30 min.

Specifications

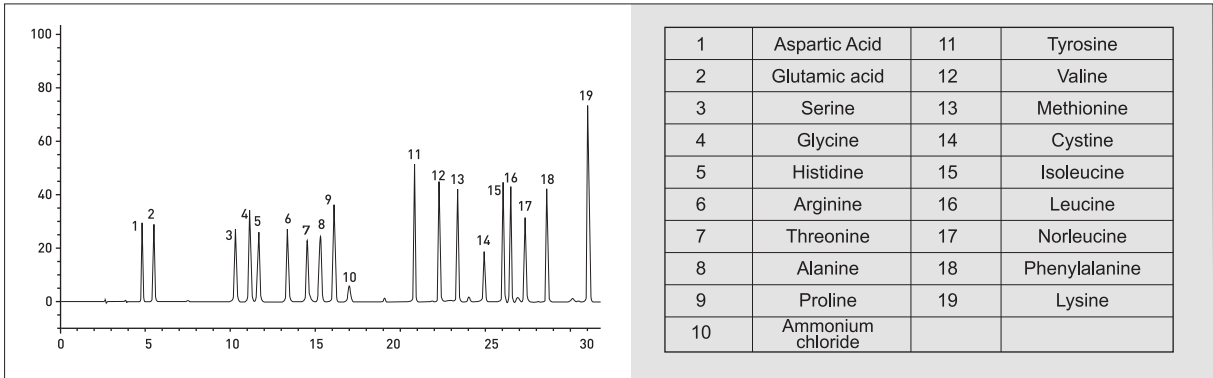


Structural Formula	
pH Range	1.5-10.0
Particle Size	5µm
Surface Area(m²/g)	320(120Å)
Carbon Loading(%)	17(120Å)
USP List	L1
Endcapped	Yes

Ultisil® Amino Acid Method Package

- Ultisil® Amino Acid Column (5µm, 4.6×250mm), 1 pk.
- Amino Acid Standards, 2 bottles. 1 mL/bottle.
- Derivatization reagent A.
- Derivatization reagent B.
- Ultisil® AA method brochure.

Separation of 18 Amino Acids



Ordering Information—Ultisil® Amino Acids


Name	P/N	Description
Ultisil® Amino Acid Method Package (P/N 00840-01000)	H00211-31043	Ultisil® Amino Acid Column (4.6×250mm, 5µm), 1 pk
	00814-01027 (A)	Derivatization reagent A, 1 bottle, 10mL/bottle
	00814-01027 (B)	Derivatization reagent B, 1 bottle, 10mL/bottle
	00814-01030	Derivatization reagent diluent, 6 bottles, 20mL/bottle
	00815-01001	Amino Acid Standards, 2 bottles. 1mL/bottle
		Welch Ultisil® AA method brochure

Don't see your needed size or format? Contact Welch or your local distributor for other dimensions.

Ultisil® Amino Acid Plus

Ultisil® Amino Acid Plus column is a dedicated column which through further optimizing the analysis method on the basis of the original column for amino acid analysis. It uses an evaporative light scattering detector to detect more kinds of amino acids with higher stability without derivation of amino acid.

Specifications

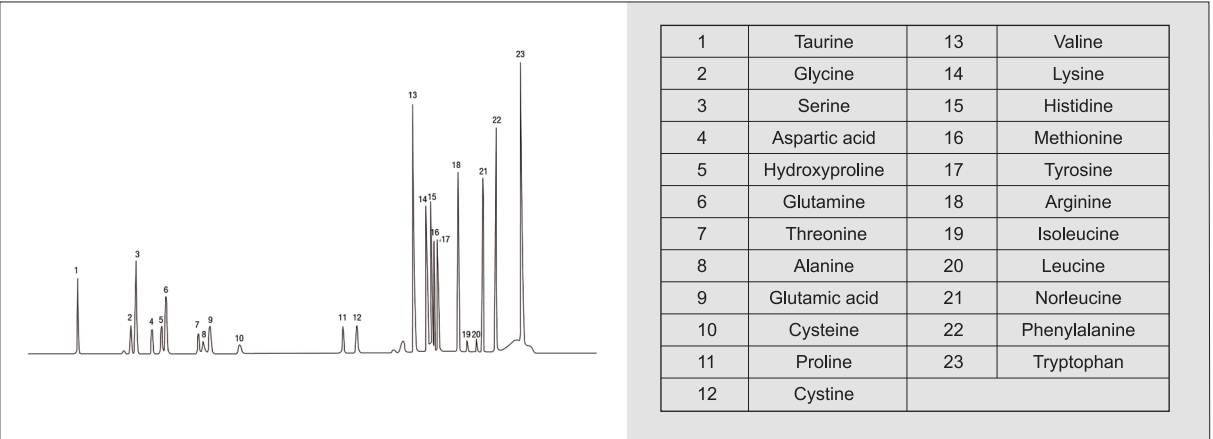


pH Range	1.0-7.0
Particle Size	5µm
Surface Area(m²/g)	320(120Å)
Carbon Loading(%)	10(120Å)
USP List	L1
Endcapped	Yes

Features

- Separate 23 amino acids by reverse-phase chromatographic analysis without the need of derivation, which makes amino acid analysis more convenient and flexible.
- Amino acids which separated and derived from proteolytic products, cell culture medium, food and feed have better resolution.
- The special column for amino acid analysis has superb reproducibility and stability, ensuring the stability and reliability of quantitative and qualitative analysis results.
- Excellent selectivity and separation, allowing you to get more accurate analysis results.
- Multiple interference factors such as reagents, by-products and solvents can be removed by fast extraction.
- Adhere to strict quality control standards, each column had been tested with 23 amino acids before sold, ensuring the reliability of the results.

Separation of 23 Amino Acids



Ordering Information—Ultisil® Amino Acid Plus


P/N	Description
H00279-31044	Ultisil® Amino Acid Plus Column (4.6×300mm, 5µm)

Don't see your needed size or format? Contact Welch or your local distributor for other dimensions.

ULTISIL® OAA(Organic Acids)

Ultisil® OAA is a dedicated reversed-phase column developed by Welch Materials for the detection of water-soluble organic acids. Compared with the conventional reversed- phase C18 column, OAA column has better performance and higher resolution with more uniform peaks. For water-soluble organic acids with larger polarity, if the proportion of organic phase reduces to 5% on C18 column, effective retention may not be achieved. Further reduction of the organic phase or even 100% of the aqueous phase, is prone to cause phase collapse. With optimized bonding technology and the surface hydrophilic treatment of packing materials, Ultisil® OAA column can greatly improve the column's resistance to aqueous phase and the peak shape of organic acid compounds.

Specifications

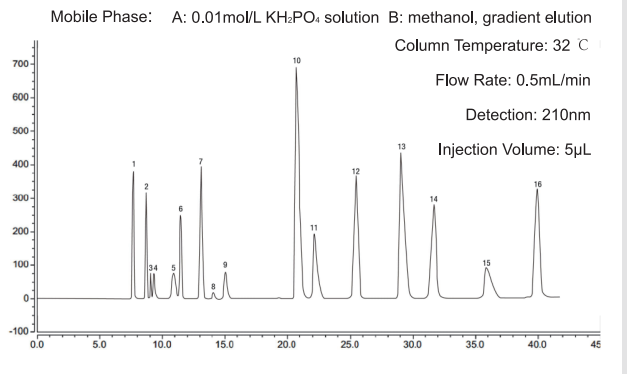


pH Range	2.0-8.0
Particle Size	5µm
Surface Area(m²/g)	320(120Å)
Carbon Loading(%)	10(120Å)
USP List	L1
Endcapped	Yes

- Features
- Excellent separation ability for hydrophilic organic acids.
 - Each column has been tested to ensure excellent hydrolysis stability for hydrophilic organic acid analysis.
 - Compatible with 100% aqueous phase, having good retention for polar compounds.
 - Ideal selectivity for a variety of organic acids, with high column efficiency and excellent peak shape.
 - Excellent in separating hydroxyl fatty acids and aromatic organic acids.

Separation of 16 kinds of organic acids

Mobile Phase: A: 0.01mol/L KH₂PO₄ solution B: methanol, gradient elution
Column Temperature: 32 °C
Flow Rate: 0.5mL/min
Detection: 210nm
Injection Volume: 5µL



1	Oxalic acid	9	Acetic acid
2	Tartaric acid	10	Maleic acid
3	Quinic acid	11	Citric acid
4	Methanoic acid	12	Fumaric acid
5	Pyruvic acid	13	Cis-aconitic acid
6	Malic acid	14	Acrylic acid
7	Ascorbic acid	15	Propionic acid
8	Lactic acid	16	Citraconic acid

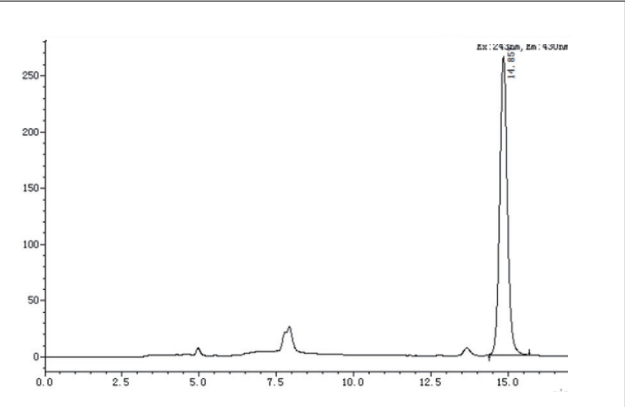
Ordering Information—Ultisil® OAA(Organic Acids)

P/N	Description
H00278-31044	Ultisil®OAA Column (4.6×300mm, 5µm)

Ultisil® Zn Column

As a zinc powder reduction column designed for the detection of vitamin K1 or similar substances, Ultisil® Zn column uses zinc powder as packing materials with specifications of 4.6 mm×50 mm and particle size of 50-70µm.

Determination of vitamin K1 in spinach



Column: Ultisil® AQ-C18, 4.6×250mm, 5µm
Ultisil® Zn, 4.6×50mm

Mobile Phase: 900mL methanol,100mL tetrahydrofuran, 0.3mL peracetic acid. Add 1.5g zinc oxide and 0.5g anhydrous sodium acetate after mixing.

Flow Rate: 1.0mL/min

Detector: 243 nm/430nm

Temperature: 30°C

Injection Volume: 10µL

Ordering Information—Ultisil® Zn Column

P/N	Description
H00225-51037	Ultisil® Zn (4.6×50mm)

Ultisil® Lead Oxide Column

Ultisil® Lead oxide column was specially designed for the detection of malachite green and colorless malachite green in aquatic products by HPLC methods in SC/3021-2004 standard. Because the colorless malachite green fails to absorb in the visible, it is necessary to use this column to oxidize colorless malachite green to malachite green, which solves the difficulty of UV detection of colorless malachite green.

Ordering Information—Ultisil® Lead Oxide Column

Phase	P/N	Specification	Phase	P/N	Specification
25%PbO ₂	H00238-51036	4.6×35 mm	50%PbO ₂	H00239-51036	4.6×35 mm
	H00238-51037	4.6×50 mm		H00239-51037	4.6×50 mm
	H00238-51028	4.0×50 mm		H00239-51028	4.0×50 mm

Don't see your needed size or format? Contact Welch or your local distributor for other dimensions.

04.

XTIMATE® SERIES HPLC COLUMN



XTIMATE® SERIES HPLC COLUMN

— Next generation beyond mid-range priced Ultisil® series


Xtimate® HPLC column derives its outstanding performance from a special hybrid particle based technique, which coats a unique 2nm organic/inorganic polymer layer on the silica surface, so that the pH range is extended to 1.0-12.5. Xtimate® column is designed for HPLC method development. Regardless of the types of mobile phase or high temperature, Xtimate® HPLC column always has stable performance and long lifetime.

Features

- EXtra pH range: wide pH range from 1.0 to 12.5, excellent peak shape for strong bases.
- EXtra column lifetime: 5 times of similar product such as Gemini.
- EXtra performance: column efficiency of 5µm columns is as high as 90000/m, 2-3 times of that of Xterra.
- EXtra care from Welch: enjoy excellent pre-sales and after-sales service from Welch.

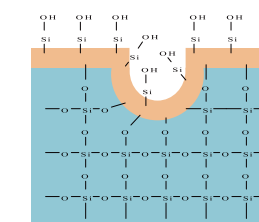


x 2000



x 7000

SEM of Hybrid particle

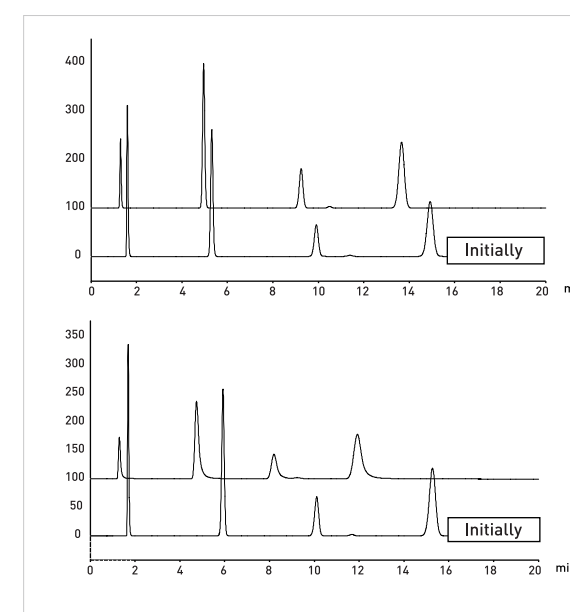


Unique 2nm hybrid organic/inorganic polymer Special technique, Si-OH and C18 bonding and double endcapping.

The siloxane bond(Si-O-Si)

Hybrid Particles Based Xtimate Technology

Comparison of Peak Shape After Soaking In Base

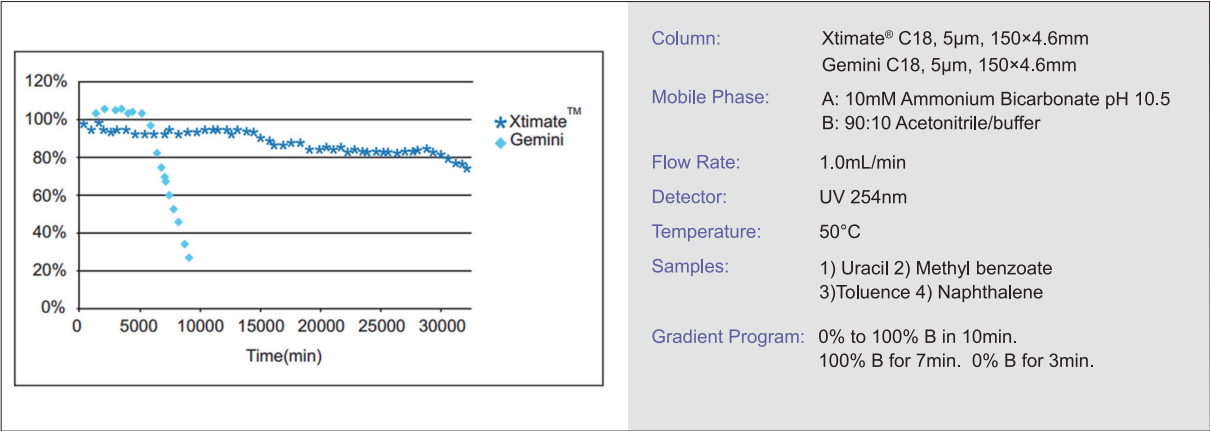


Column: Xtimate® C18, 5µm, 150×4.6mm
Mobile Phase: CH₃CN/0.01N-NaOH(aq.(pH=12))=30/70
Flow Rate: 1.0ml/min
Temperature: 30°C
Soak Time: 4hours

Column: Ultisil® XB-C18, 5µm, 150×4.6mm
Mobile Phase: CH₃OH/H₂O=60/40
Flow Rate: 1.0ml/min
Temperature: 40°C
Soak Time: UV 254nm
Samples: 1)Uracil 2)Methyl benzoate 3)Toluence 4)Naphthalene

After test at pH 12 condition for 4h, the peak shape of hybrid particles based Xtimate® column shows no difference.

Lifetime Test Comparison: 5 Times Longer Than Gemini



Unprecedented Peak Shape

At mid pH, strong bases usually exhibit bad tailing due to secondary interactions between the analytes and the surface silaols. In Welch’s unique technique, the hybrid layer totally covers the surface silanols and blocks analytes access to these surface silanols. Improved bonding and endcapping further reduce silanol activity. As a result, hybrid particle based Xtimate® columns show unprecedented peak shape.

Figure 1:

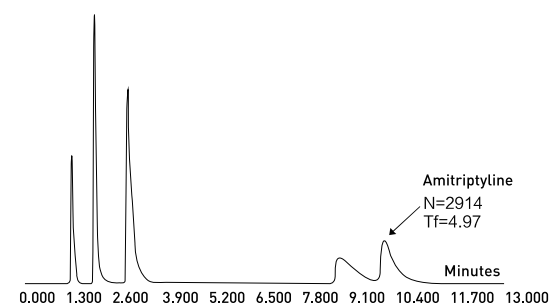


Figure 2:

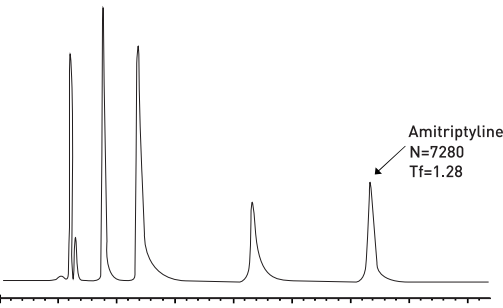
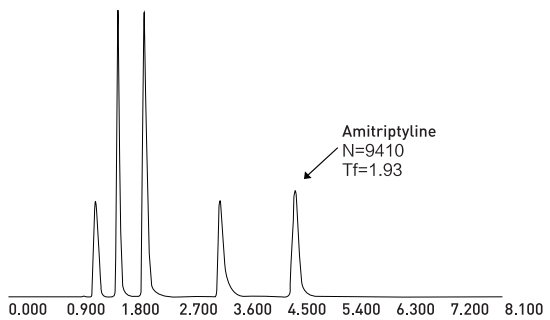


Figure 3:



Notes:

Figure 1: The detection of amitriptyline by poor endcapping product

Figure 2: The detection of amitriptyline by Xtimate® C18

Figure 3: The detection of Amitriptyline by Symmetry C18

XTIMATE® HYBRID SERIES HPLC COLUMN

Xtimate® applies a new special Smoothpak™ technique to C18, C8, C4, CN, Phenyl and amino phases, different than the bonding method of other series. As a result, Xtimate® provides a different selectivity, improved stability and reproducibility. In particular, for the Phenyl phase of Phenyl-Hexyl, Xtimate® is totally different from Ultisil® Phenyl. Xtimate® Phenyl-Hexyl phase’s longer hexyl group provides extra hydrocarbon interaction and longer retention than conventional phenyl-propyl phase; it also provides better chemical stability. Welch also adds polar embedded phase, Polar-RP on Xtimate® particles, to further improve peak shape for very polar and strong basic compounds and provides different selectivity than does C18 phase.

Xtimate® C18

Structural Formula	
pH Range	1.0-12.5
Particle Size	3µm, 5µm, 10µm
Surface Area(m²/g)	320(120Å)
Carbon Loading(%)	14(120Å)
USP List	L1
Endcapped	Yes

Xtimate® C8

Structural Formula	
pH Range	1.0-12.5
Particle Size	3µm, 5µm, 10µm
Surface Area(m²/g)	320(120Å), 100(300Å)
Carbon Loading(%)	10(120Å), 5(300Å)
USP List	L7
Endcapped	Yes

Xtimate® C4

Structural Formula	
pH Range	1.0-12.5
Particle Size	3µm, 5µm
Surface Area(m²/g)	320(120Å), 100(300Å)
Carbon Loading(%)	8(120Å), 4(300Å)
USP List	L26
Endcapped	Yes

Xtimate® Phenyl-Hexyl

Structural Formula	
pH Range	1.0-12.5
Particle Size	3µm, 5µm
Surface Area(m²/g)	320(120Å)
Carbon Loading(%)	12(120Å)
USP List	L11
Endcapped	Yes


Xtimate® CN

Structural Formula	
pH Range	1.0-12.5
Particle Size	5µm
Surface Area(m²/g)	320(120Å)
Carbon Loading(%)	7(120Å)
USP List	L10
Endcapped	Yes

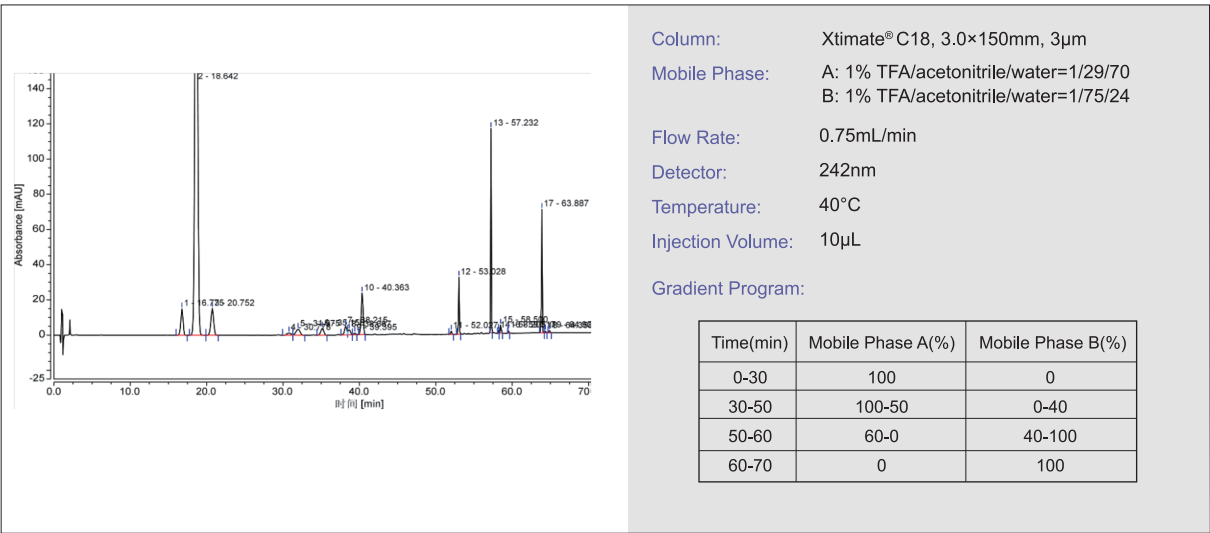
Xtimate® Polar-RP

Structural Formula	
pH Range	1.0-12.5
Particle Size	5µm
Surface Area(m²/g)	320(120Å)
Carbon Loading(%)	16(120Å)
USP List	L1
Endcapped	Yes

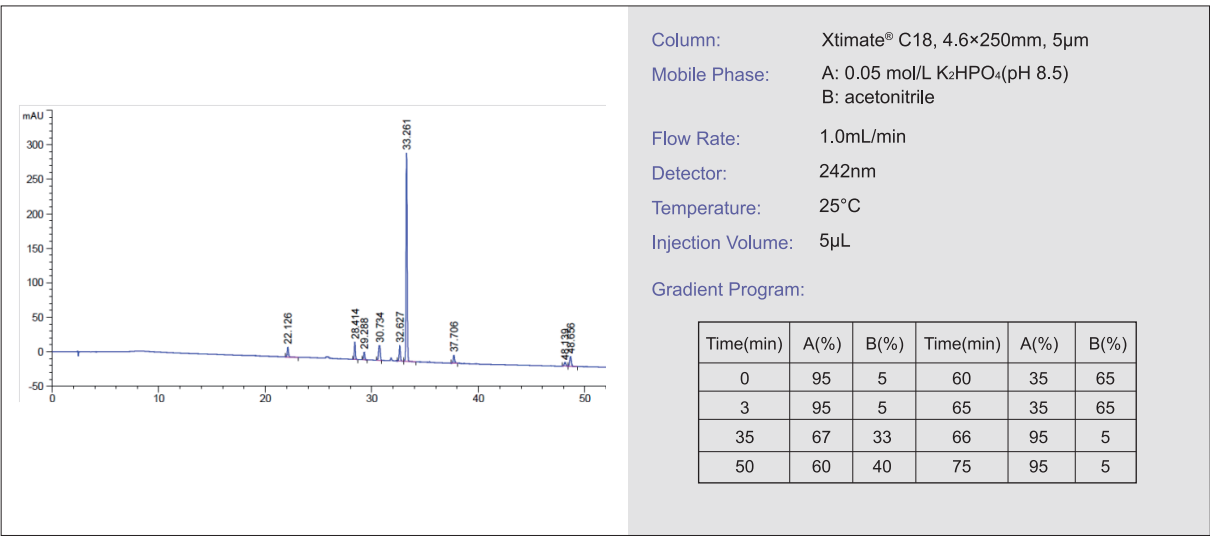
Xtimate® NH₂

Structural Formula		Carbon Loading(%)	7(120Å)
pH Range	2.0-8.0	USP List	L8
Particle Size	5µm	Endcapped	No
Surface Area(m²/g)	450(120Å)		

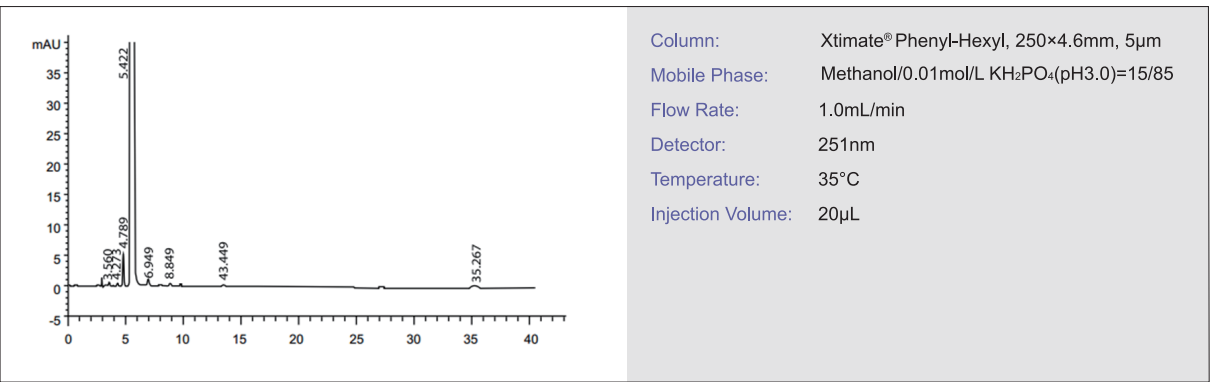
Rosuvastatin Calcium



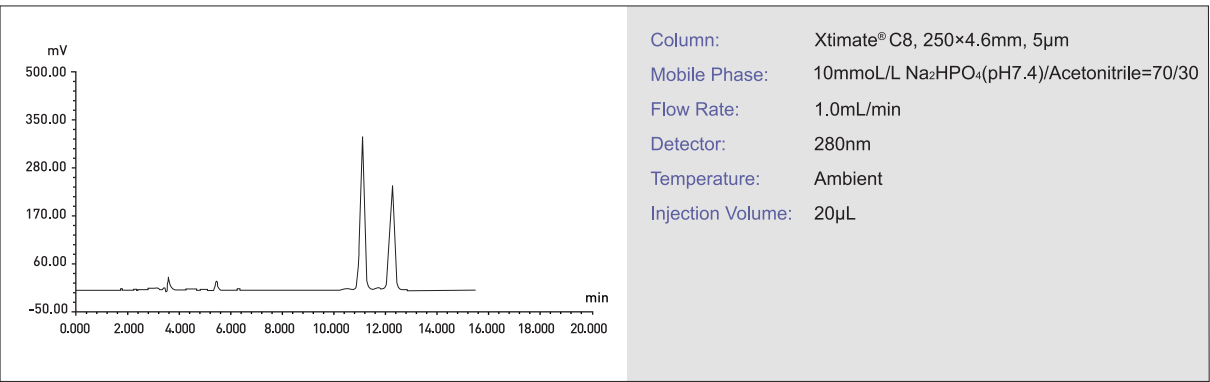
Cangrelor



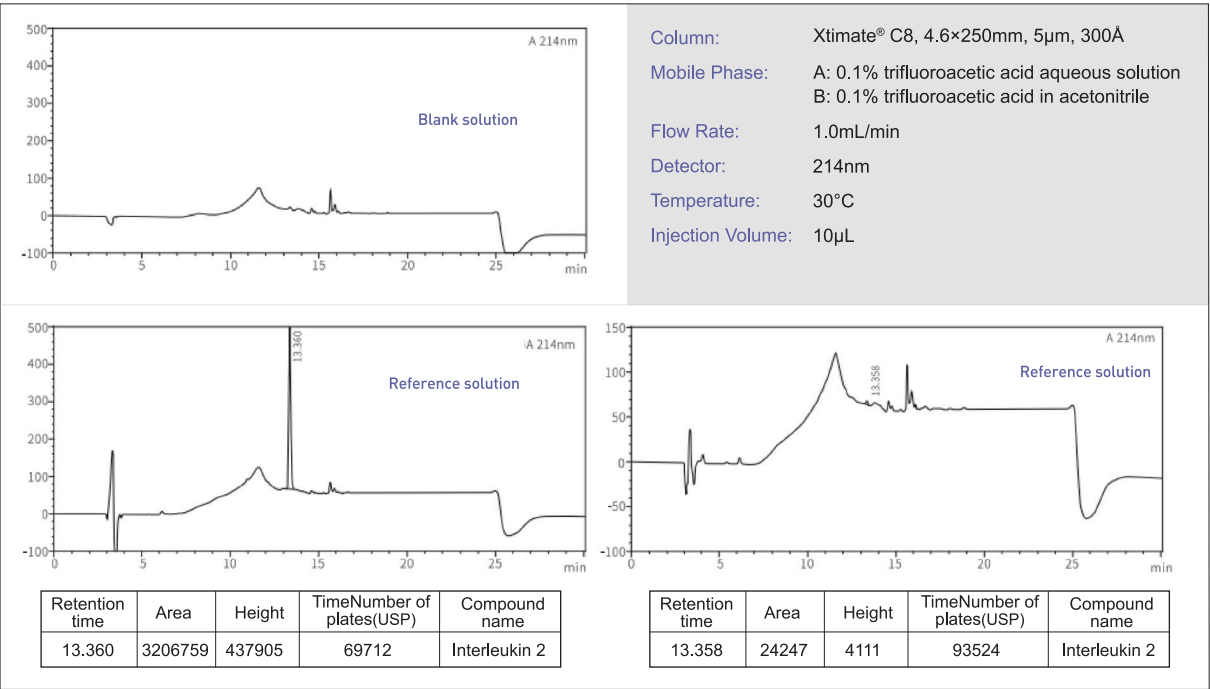
Valaciclovir Hydrochloride



Omeprazole



Interleukin-2



Ordering Information—Xtimate® C18

Particle Size	ID (mm)	Column Length (mm)								Guard Cartridge	Cartridge Holder
		30	50	75	100	150	200	250	300	10mm length	
3µm	2.1	00101-11009	00101-11010	00101-11011	00101-11012	00101-11014	00101-11015	00101-11016	-	00808-23101	00808-01107
	3.0	00101-11018	00101-11019	00101-11020	00101-11021	00101-11023	00101-11024	00101-11025	-	00808-23101	00808-01107
	4.0	00101-11027	00101-11028	00101-21029	00101-11030	00101-11032	00101-11033	00101-11034	-	00808-03101	00808-01101
	4.6	00101-11036	00101-11037	00101-21038	00101-11039	00101-11041	00101-11042	00101-11043	-	00808-03101	00808-01101
5µm	2.1	00101-21009	00101-21010	00101-21011	00101-21012	00101-21014	00101-21015	00101-21016	-	00808-24101	00808-01107
	3.0	00101-21018	00101-21019	00101-21020	00101-21021	00101-21023	00101-21024	00101-21025	-	00808-24101	00808-01107
	4.0	00101-21027	00101-21028	00101-21029	00101-21030	00101-21032	00101-21033	00101-21034	00101-21035	00808-04101	00808-01101
	4.6	00101-21036	00101-21037	00101-21038	00101-21039	00101-21041	00101-21042	00101-21043	00101-21044	00808-04101	00808-01101
10µm	4.0	-	-	-	-	00101-31032	00101-31033	00101-31034	00101-31035	00808-05101	00808-01101
	4.6	-	-	-	-	00101-31041	00101-31042	00101-31043	00101-31044	00808-05101	00808-01101

Ordering Information—Xtimate® C8

Particle Size	ID (mm)	Column Length (mm)								Guard Cartridge	Cartridge Holder
		30	50	75	100	150	200	250	300	10mm length	
3µm	2.1	00102-11009	00102-11010	00102-11011	00102-11012	00102-11014	00102-11015	00102-11016	-	00808-23102	00808-01107
	3.0	00102-11018	00102-11019	00102-11020	00102-11021	00102-11023	00102-11024	00102-11025	-	00808-23102	00808-01107
	4.0	00102-11027	00102-11028	00102-21029	00102-11030	00102-11032	00102-11033	00102-11034	-	00808-03102	00808-01101
	4.6	00102-11036	00102-11037	00102-21038	00102-11039	00102-11041	00102-11042	00102-11043	-	00808-03102	00808-01101
5µm	2.1	00102-21009	00102-21010	00102-21011	00102-21012	00102-21014	00102-21015	00102-21016	-	00808-24102	00808-01107
	3.0	00102-21018	00102-21019	00102-21020	00102-21021	00102-21023	00102-21024	00102-21025	-	00808-24102	00808-01107
	4.0	00102-21027	00102-21028	00102-21029	00102-21030	00102-21032	00102-21033	00102-21034	00102-21035	00808-04102	00808-01101
	4.6	00102-21036	00102-21037	00102-21038	00102-21039	00102-21041	00102-21042	00102-21043	00102-21044	00808-04102	00808-01101
10µm	4.0	-	-	-	-	00102-31032	00102-31033	00102-31034	00102-31035	00808-05102	00808-01101
	4.6	-	-	-	-	00102-31041	00102-31042	00102-31043	00102-31044	00808-05102	00808-01101

Ordering Information—Xtimate® Phenyl-Hexyl

Particle Size	ID (mm)	Column Length (mm)								Guard Cartridge	Cartridge Holder
		30	50	75	100	150	200	250	300	10mm length	
3µm	2.1	00104-11009	00104-11010	00104-11011	00104-11012	00104-11014	00104-11015	00104-11016	-	00808-23106	00808-01107
	3.0	00104-11018	00104-11019	00104-11020	00104-11021	00104-11023	00104-11024	00104-11025	-	00808-23106	00808-01107
	4.0	00104-11027	00104-11028	00104-21029	00104-11030	00104-11032	00104-11033	00104-11034	-	00808-03106	00808-01101
	4.6	00104-11036	00104-11037	00104-21038	00104-11039	00104-11041	00104-11042	00104-11043	-	00808-03106	00808-01101
5µm	2.1	00104-21009	00104-21010	00104-21011	00104-21012	00104-21014	00104-21015	00104-21016	-	00808-24106	00808-01107
	3.0	00104-21018	00104-21019	00104-21020	00104-21021	00104-21023	00104-21024	00104-21025	-	00808-24106	00808-01107
	4.0	00104-21027	00104-21028	00104-21029	00104-21030	00104-21032	00104-21033	00104-21034	00104-21035	00808-04106	00808-01101
	4.6	00104-21036	00104-21037	00104-21038	00104-21039	00104-21041	00104-21042	00104-21043	00104-21044	00808-04106	00808-01101

Ordering Information—Xtimate® C4

Particle Size	ID (mm)	Column Length (mm)								Guard Cartridge	Cartridge Holder
		30	50	75	100	150	200	250	300	10mm length	
3µm	2.1	00107-11009	00107-11010	00107-11011	00107-11012	00107-11014	00107-11015	00107-11016	-	00808-23103	00808-01107
	3.0	00107-11018	00107-11019	00107-11020	00107-11021	00107-11023	00107-11024	00107-11025	-	00808-23103	00808-01107
	4.0	00107-11027	00107-11028	00107-21029	00107-11030	00107-11032	00107-11033	00107-11034	-	00808-03103	00808-01101
	4.6	00107-11036	00107-11037	00107-21038	00107-11039	00107-11041	00107-11042	00107-11043	-	00808-03103	00808-01101
5µm	2.1	00107-21009	00107-21010	00107-21011	00107-21012	00107-21014	00107-21015	00107-21016	-	00808-24103	00808-01107
	3.0	00107-21018	00107-21019	00107-21020	00107-21021	00107-21023	00107-21024	00107-21025	-	00808-24103	00808-01107
	4.0	00107-21027	00107-21028	00107-21029	00107-21030	00107-21032	00107-21033	00107-21034	00107-21035	00808-04103	00808-01101
	4.6	00107-21036	00107-21037	00107-21038	00107-21039	00107-21041	00107-21042	00107-21043	00107-21044	00808-04103	00808-01101

Ordering Information—Xtimate® CN

Particle Size	ID (mm)	Column Length (mm)								Guard Cartridge	Cartridge Holder
		30	50	50	100	150	200	250	300	10mm length	
5µm	2.1	00105-21009	00105-21010	00105-21010	00105-21012	00105-21014	00105-21015	00105-21016	-	00808-24105	00808-01107
	3.0	00105-21018	00105-21019	00105-21019	00105-21021	00105-21023	00105-21024	00105-21025	-	00808-24105	00808-01107
	4.0	00105-21027	00105-21028	00105-21028	00105-21030	00105-21032	00105-21033	00105-21034	00105-21035	00808-04105	00808-01101
	4.6	00105-21036	00105-21037	00105-21037	00105-21039	00105-21041	00105-21042	00105-21043	00105-21044	00808-04105	00808-01101

Ordering Information—Xtimate® Polar-RP

Particle Size	ID (mm)	Column Length (mm)								Guard Cartridge	Cartridge Holder
		30	50	75	100	150	200	250	300	10mm length	
5µm	2.1	00118-21009	00118-21010	00118-21011	00118-21012	00118-21014	00118-21015	00118-21016	-	00808-24111	00808-01107
	3.0	00118-21018	00118-21019	00118-21020	00118-21021	00118-21023	00118-21024	00118-21025	-	00808-24111	00808-01107
	4.0	00118-21027	00118-21028	00118-21029	00118-21030	00118-21032	00118-21033	00118-21034	00118-21035	00808-04152	00808-01101
	4.6	00118-21036	00118-21037	00118-21038	00118-21039	00118-21041	00118-21042	00118-21043	00118-21044	00808-04152	00808-01101

Ordering Information—Xtimate® NH₂

Particle Size	ID (mm)	Column Length (mm)								Guard Cartridge	Cartridge Holder
		30	50	50	100	150	200	250	300	10mm length	
5µm	2.1	00103-21009	00103-21010	00103-21010	00103-21012	00103-21014	00103-21015	00103-21016	-	00808-24104	00808-01107
	3.0	00103-21018	00103-21019	00103-21019	00103-21021	00103-21023	00103-21024	00103-21025	-	00808-24104	00808-01107
	4.0	00103-21027	00103-21028	00103-21028	00103-21030	00103-21032	00103-21033	00103-21034	00103-21035	00808-04104	00808-01101
	4.6	00103-21036	00103-21037	00103-21037	00103-21039	00103-21041	00103-21042	00103-21043	00103-21044	00808-04104	00808-01101

Don't see your needed size or format? Contact Welch or your local distributor for other dimensions.

XTIMATE® POLYMER SERIES HPLC COLUMN

Xtimate® Sugar-H is a special column designed for Ribavirin. Packed with H⁺ modified low-linking polystyrene-divinybenzene spheres (PS-DVB), this column can be applied for the analysis of organic acids and mixed alcohols.

Xtimate® Sugar-Ca is a strong cation exchange column packed with Ca²⁺ modified PS-DVB resins, can be used for the analysis of sugar products.

Xtimate® PS/DVB is based on polystyrene-divinybenzene. This column can be used in extreme conditions(pH 1-14).

Xtimate® Sugar-H

pH Range	1.0-3.0
Particle Size	5µm, 8µm
Cross-link	8%
Counter Ion	H ⁺
USP List	L17
Max. Temp.	95°C

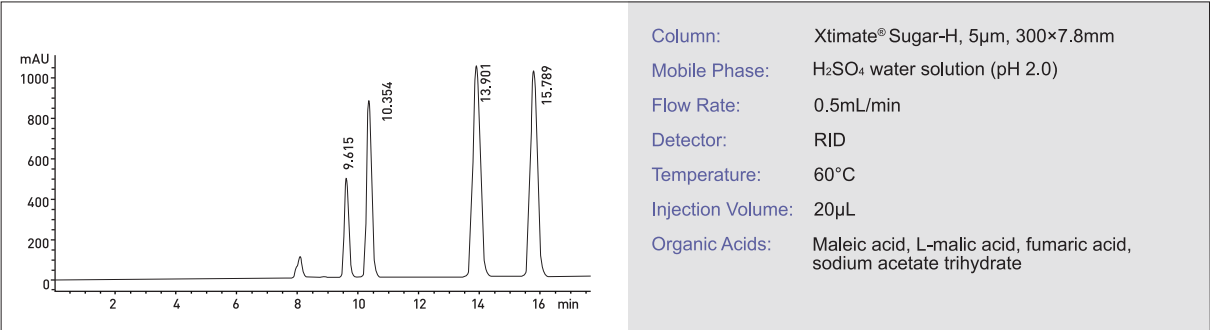
Xtimate® Sugar-Ca

pH Range	5.0-9.0
Particle Size	5µm, 8µm
Cross-link	8%
Counter Ion	Ca ²⁺
USP List	L19
Max. Temp.	95°C

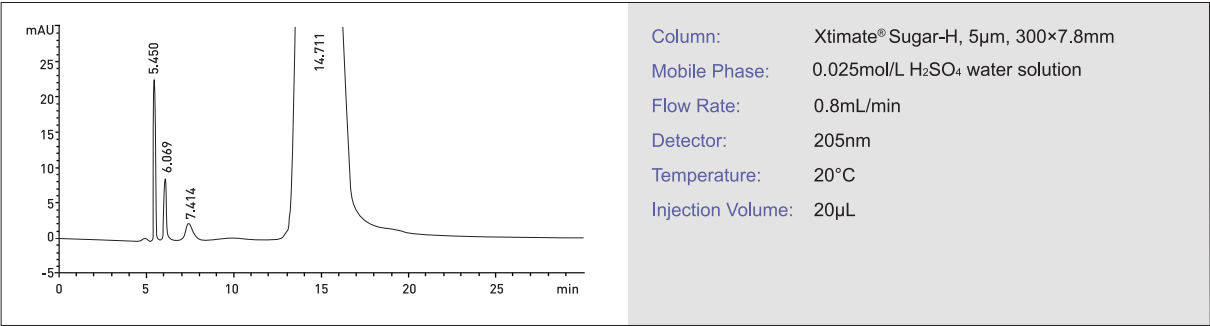
Xtimate® PS/DVB

pH Range	1.0-14.0	USP List	L21
Particle Size	5µm, 10µm	Max. Temp.	75°C
Surface Area(m ² /g)	450(300Å)		

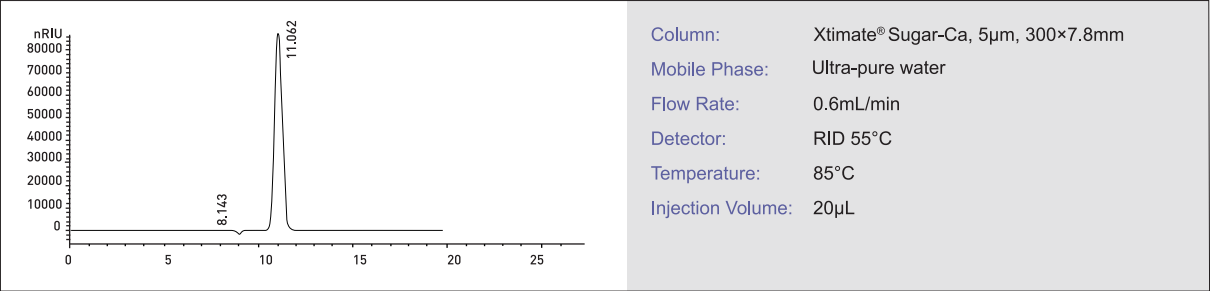
Separation of Organic Acids



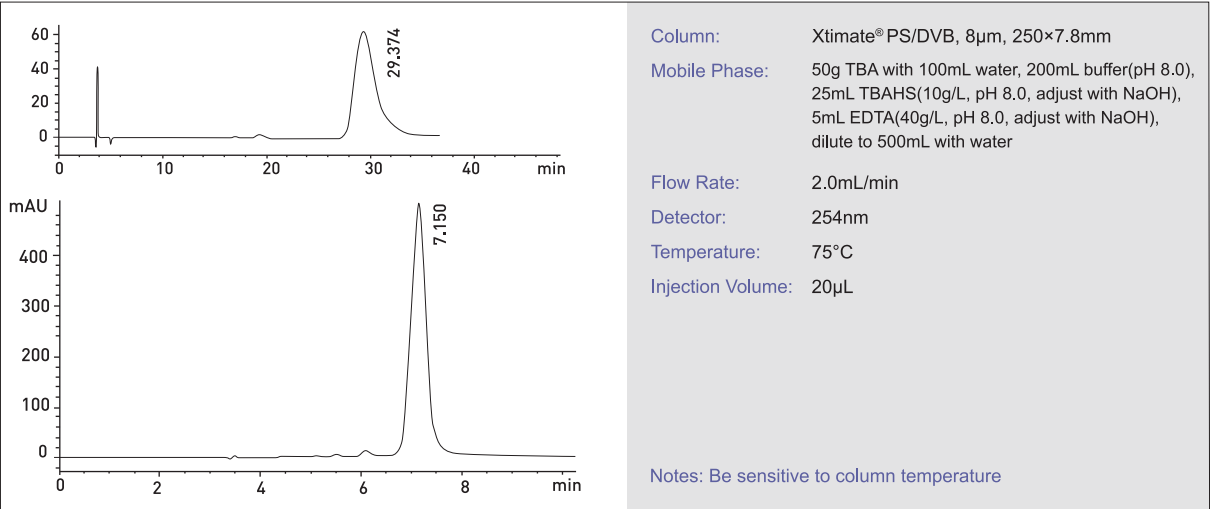
Ketophenylalanine Calcium



Xylose



Doxycycline HCl



Ordering Information—Xtimate® PS/DVB

Particle Size	ID (mm)	Column Length (mm)	
		250	300
5µm 100Å	4.6	00111-21043	00111-21044
	7.8	00111-21051	00111-21052
5µm 300Å	4.6	00111-23043	00111-23044
	7.8	00111-23051	00111-23052
10µm 300Å	4.6	00111-33043	00111-33044
	7.8	00111-33051	00111-33052

Ordering Information—Xtimate® Sugar-H

Particle Size	ID (mm)	Column Length (mm)		
		150	250	300
5µm	4.6	00109-41041	00109-41043	00109-41044
	7.8	00109-41050	00109-41051	00109-41052
8µm	4.6	00109-43041	00109-43043	00109-43044
	7.8	00109-43050	00109-43051	00109-43052

Ordering Information—Xtimate® Sugar-Ca

Particle Size	ID (mm)	Column Length (mm)		
		150	250	300
5µm	4.6	00108-41041	00108-41043	00108-41044
	7.8	00108-41050	00108-41051	00108-41052
8µm	4.6	00108-43041	00108-43043	00108-43044
	7.8	00108-43050	00108-43051	00108-43052

Don't see your needed size or format? Contact Welch or your local distributor for other dimensions.

XTIMATE® SEC SERIES HPLC COLUMN

Xtimate® SEC

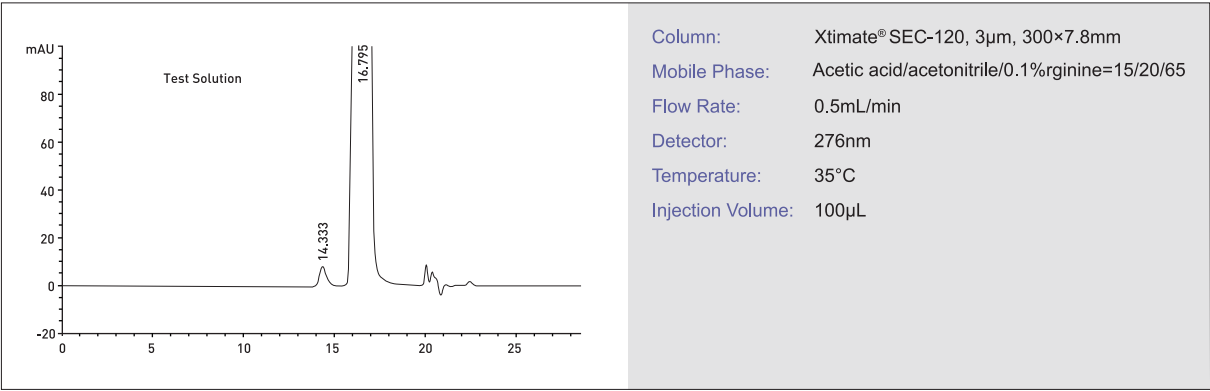
Xtimate® SEC (size exclusion chromatography), also known as “global protein hydrophilic modified silica column”, is made from ultra-high purity, stable silica bonded with hydrophilic polymer and diol functional groups. This double bonding mechanism, which makes possible of nonspecific adsorption of high Mw polymers, proteins, biological enzymes, polypeptides and other biological samples, can be applied to separating water-soluble polymers from biomacromolecules.

Features

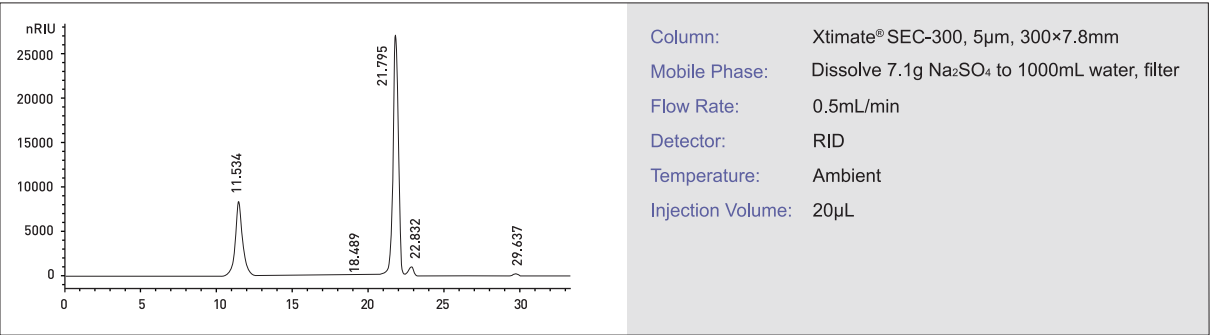
- Ultra-high purity, stable silica bonded with hydrophilic polymer and diol functional groups.
- 5µm or 3µm silica microsphere, high separation efficiency.
- 120Å minibore columns fit for analysis of polar compounds such as cephalosporins; 300Å ones fit for biomacromolecules such as proteins and polypeptides.
- Seven pore sizes: 120Å, 200Å, 300Å, 500Å, 700Å, 1000Å and 2000Å.

Phase	SEC-120	SEC-200	SEC-300	SEC-500	SEC-700	SEC-1000	SEC-2000
Materials	Silica particles bonding hydrophilic polymer						
Particle Size (µm)	3, 5	3, 5	3, 5	5	5	5	5
Pore Size(Å)	120	300	300	500	700	1000	1000
Protein Molecule Range	500-150,000	500-200,000	5,000-1,250,000	10,000-3,500,000	15,000-5,000,000	50,000-7,500,000	>10,000,000
Soluble Polymer Molecule Mass Range	500-25,000	500-50,000	1,000-100,000	2,000-500,000	2,500-500,000	5,000-1,500,000	50,000-2,500,000
Maximum Pressure (psi)	~4,500	~4,500	~3,500	~3,000	~3,000	~3,000	~3,000
pH Range	2-7.5 (7.5-9.5 for short time)						
Range of Salt Concentration	20mM~2.0M						
Highest Temperature(°C)	~80°C						
Mobile Phase	Aqueous or organic phase						

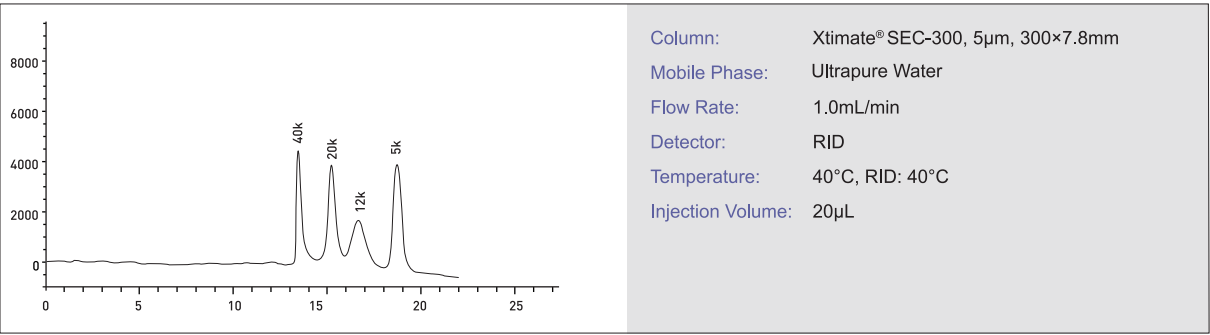
Sex Hormone in Cosmetics



Iron Dextran



Analysis of Molecular Weight of Polyethylene Glycol



Ordering Information—Xtimate® SEC

Bonded Phase	Particle Size	ID (mm)	Column Length (mm)	
			250	300
SEC-120	3µm	4.6	00237-21043	00237-21044
		7.8	00237-21051	00237-21052
	5µm	4.6	00237-31043	00237-31044
		7.8	00237-31051	00237-31052
SEC-200	3µm	4.6	00237-22043	00237-22044
		7.8	00237-22051	00237-22052
	5µm	4.6	00237-32043	00237-32044
		7.8	00237-32051	00237-32052
SEC-300	3µm	4.6	00237-23043	00237-23044
		7.8	00237-23051	00237-23052
	5µm	4.6	00237-33043	00237-33044
		7.8	00237-33051	00237-33052
SEC-500	5µm	4.6	00237-36043	00237-36044
		7.8	00237-36051	00237-36052
SEC-700	5µm	4.6	00237-34043	00237-34044
		7.8	00237-34051	00237-34052
SEC-1000	5µm	4.6	00237-35043	00237-35044
		7.8	00237-35051	00237-35052
SEC-2000	5µm	4.6	00237-37043	00237-37044
		7.8	00237-37051	00237-37052

Don't see your needed size or format? Contact Welch or your local distributor for other dimensions.

Xtimate® Bio SEC

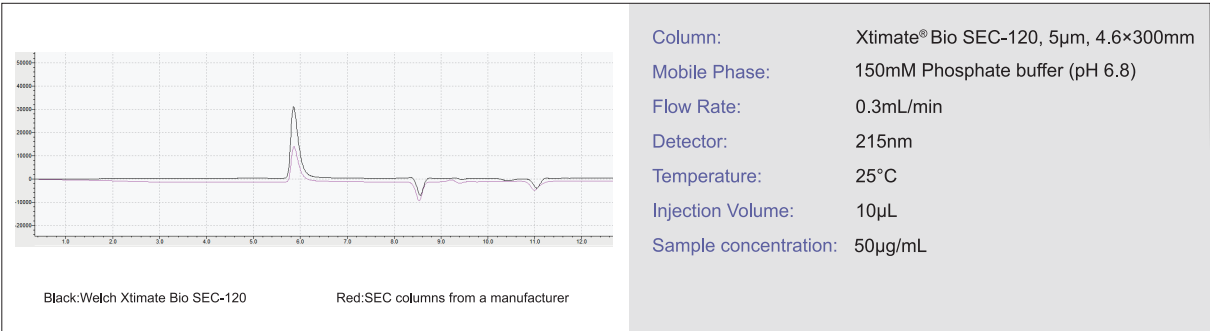
Xtimate® Bio SEC column is a size exclusion chromatography column with ultra-pure silica gel as the matrix, and its stationary phase is a hydrophilic high molecular weight polymer with uniform nano-thickness, bonded evenly on the surface of ultra-pure silica gel microspheres. Welch adopts unique surface modification technology to ensure the complete and uniform bonding of polymer nano-layers on the silica gel surface, greatly covering the silica gel surface, reducing non-specific adsorption of biological samples in the silica gel filler, while possessing good stability and batch reproducibility. The main application fields include biomolecules (such as proteins, nucleic acids, peptides, oligonucleotides), bacteria, viruses, etc.

Features

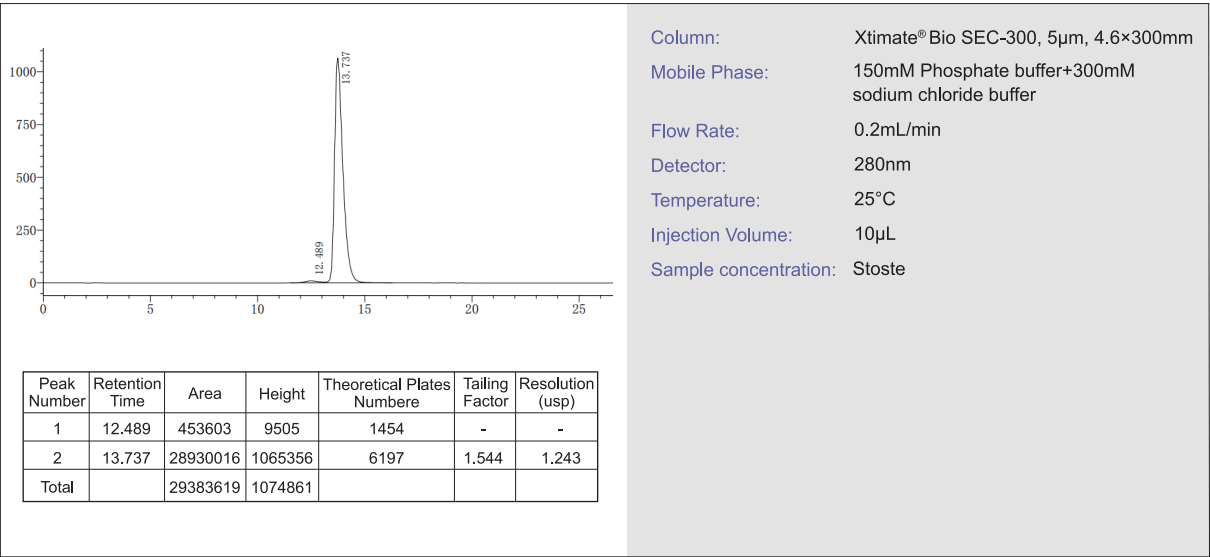
- The stationary phase consists of hydrophilic high molecular weight polymer with uniform nano-thickness bonded evenly on the surface of ultra-pure silica gel microspheres.
- Available in 5µm and 3µm silica gel microspheres to meet high-throughput testing requirements.
- Products with different pore size parameters are available to meet various needs for separation and analysis of biomolecules.
- Minimal non-specific adsorption of biomolecular samples.
- Excellent stability and good reproducibility between batches.

Phase	Bio SEC-100	Bio SEC-120	Bio SEC-150	Bio SEC-200	Bio SEC-300	Bio SEC-500	Bio SEC-1000
Materials	Surface-bonded hydrophilic polymer on silica gel microspheres						
Particle Size (µm)	3µm, 5µm						
Pore Size(Å)	100	120	150	200	300	500	1000
Protein Molecule Range	100-100,000	500-150,000	500-200,000	1000-500,000	5,000-1,250,000	15,000-5,000,000	50,000-7,500,000
Pressure Tolerance	100 bar, 5µm; 200 bar, 3µm						
pH Range	2-8						
column ID	4.6×300mm; 7.8×300mm						
Flow Rate	0.1 ~ 0.4mL/min, 4.6mm inner diameter; 0.3~1.0mL/min, 7.8mm inner diameter						
Highest Temperature(°C)	5-60 °C						

Separation and Detection of Bovine Serum Albumin



Separation and Detection of Monoclonal Antibody Samples



Ordering Information—Xtimate® Bio SEC

Bonded Phase	Particle Size	ID (mm)	Column Length (mm)
Bio SEC-100	5µm	4.6	300
		7.8	00289-46044
Bio SEC-120	5µm	4.6	00289-46052
		7.8	00289-31044
Bio SEC-150	5µm	4.6	00289-31052
		7.8	00289-47044
Bio SEC-200	5µm	4.6	00289-47052
		7.8	00289-32044
Bio SEC-300	3µm	4.6	00289-32052
		7.8	00289-23044
	5µm	4.6	00289-23052
		7.8	00289-33044
Bio SEC-500	5µm	4.6	00289-33052
		7.8	00289-36044
Bio SEC-1000	5µm	4.6	00289-36052
		7.8	00289-35044
			00289-35052

Don't see your needed size or format? Contact Welch or your local distributor for other dimensions.

Xtimate® PEG-SEC

Xtimate® PEG-SEC columns represent the continuous innovation and breakthroughs achieved by the R&D team at Welch Materials in the field of surface modification technology of silica gel. They utilize a unique organic-inorganic hybrid bonding process, bonding hydrophilic polymer and hydrophilic polyethylene glycol (PEG) functional groups onto the surface of silica spheres. This design combines the high column efficiency and mechanical strength of silica gel matrix with the high pH tolerance of polymer fillers, making it a nearly perfect and internationally leading HPLC chromatographic column product.

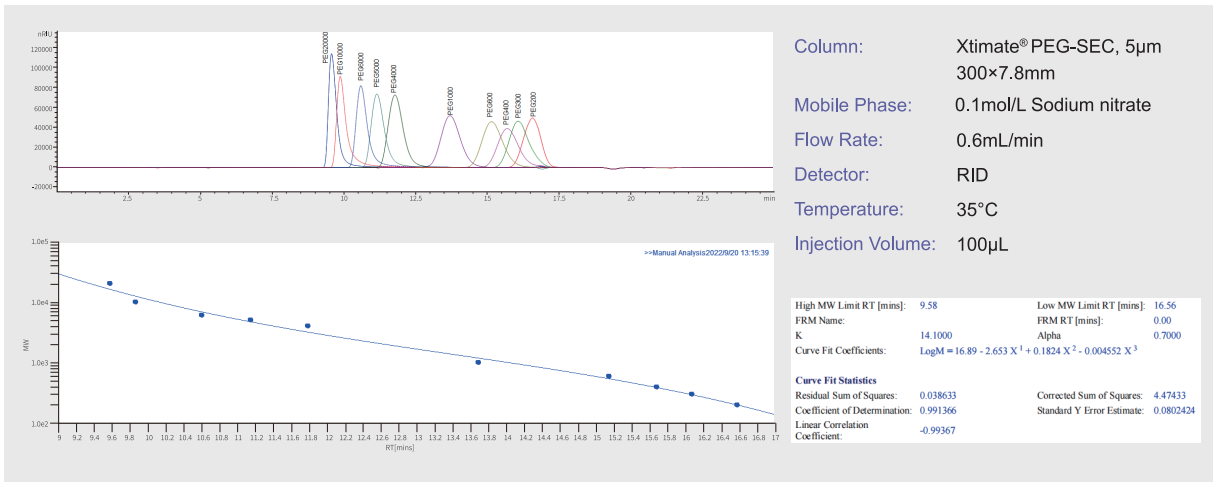
Xtimate® PEG-SEC column is a size exclusion chromatography column with a silica gel matrix, featuring a chromatographic filler comprising high-purity silica gel microspheres surface-bonded with hydrophilic high molecular weight polymer. Welch Materials employs special surface modification techniques to ensure that the filler maintains good stability and reproducibility between batches.

Features

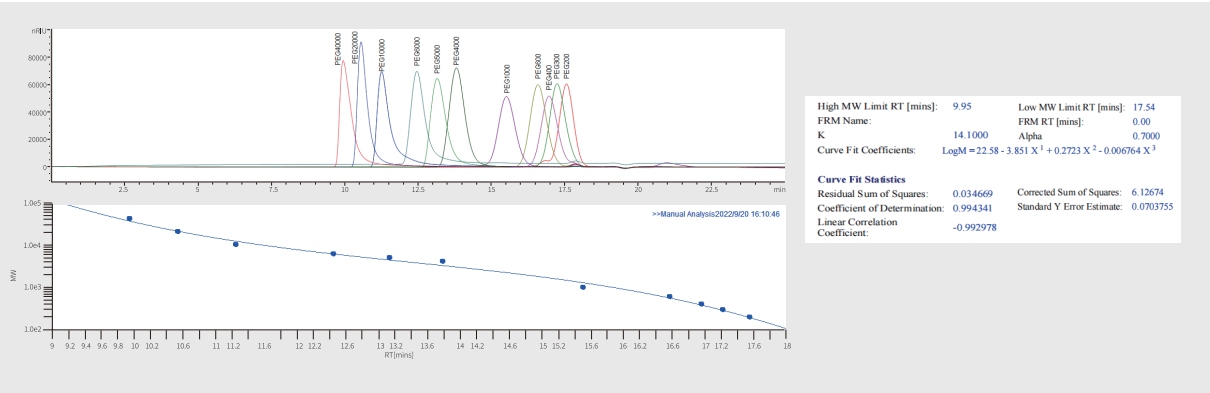
- Special surface modification technology ensures good stability and reproducibility between batches of the filler.
- Unique dual bonding mechanism minimizes non-specific adsorption of polyethylene glycol samples, facilitating their separation and detection.
- The chromatographic column can systematically test polyethylene glycols of different molecular weights, providing a comprehensive solution for polyethylene glycol molecular weight distribution determination.

Name	Molecular weight range	Particle Size(μm)	Pore Size(Å)
PEG-SEC-120	200- 20,000	5	120
PEG-SEC-200	200- 40,000	5	200
PEG-SEC-300	200- 80,000	5	300

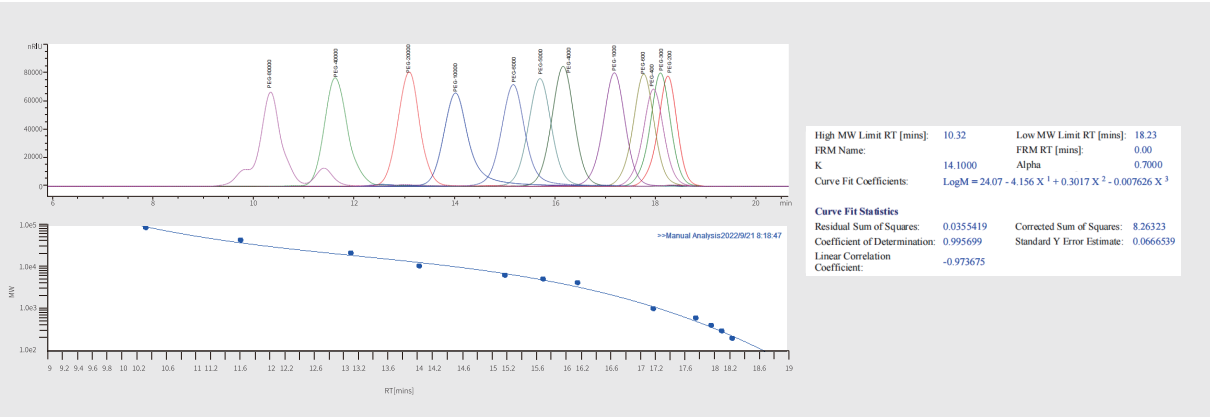
Testing Polyethylene Glycol According to the 20th Edition Pharmacopoeia:
Xtimate® PEG-SEC-120 single chromatographic column



Xtimate® PEG-SEC-200 single chromatographic column



Xtimate® PEG-SEC-300 single chromatographic column



Ordering Information—Xtimate® PEG-SEC

P/N	Description
00288-31052	Xtimate® PEG-SEC-120, 5μm, 7.8×300mm
00288-32052	Xtimate® PEG-SEC-200, 5μm, 7.8×300mm
00288-33052	Xtimate® PEG-SEC-300, 5μm, 7.8×300mm

XTIMATE® SPECIALIZED HPLC COLUMN

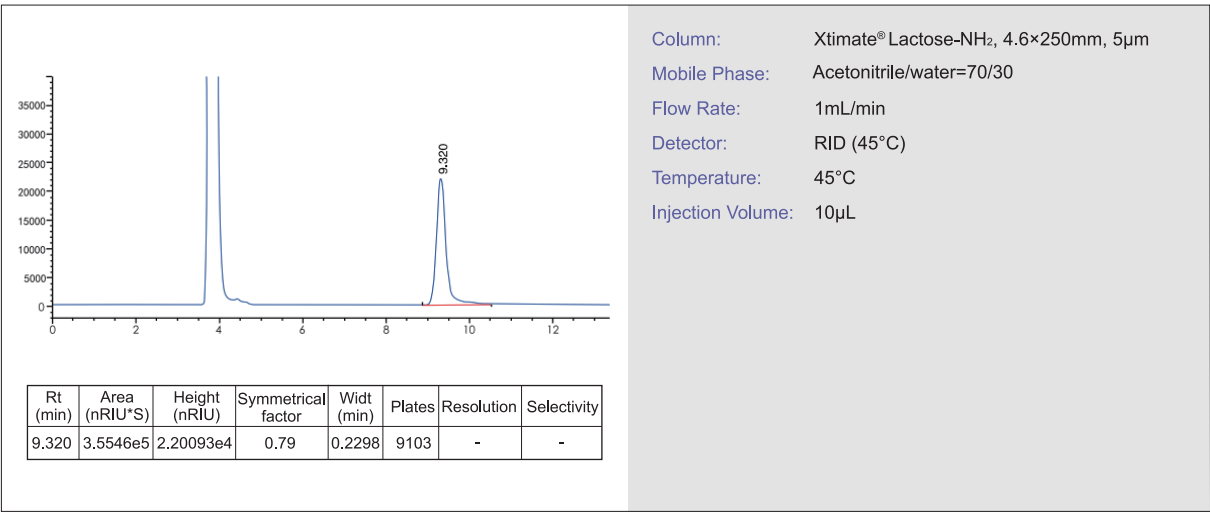
Xtimate® Lactose-NH₂

A special bonding technique is adopted to make the retention of lactose more stable so that RSD value of lactose peak area is very low.

Specifications

pH Range	2.0-8.0	Carbon Loading(%)	7(120Å)
Particle Size	5µm	USP List	L8
Surface Area(m²/g)	450(120Å)	Endcapped	No

Iron Dextran



Ordering Information—Xtimate® Lactose-NH₂

Dimension	P/N	Guard Cartridge(10mm length)	Cartridge Holder
4.6×300, 5µm	00121-21044	00808-04151	00808-01101

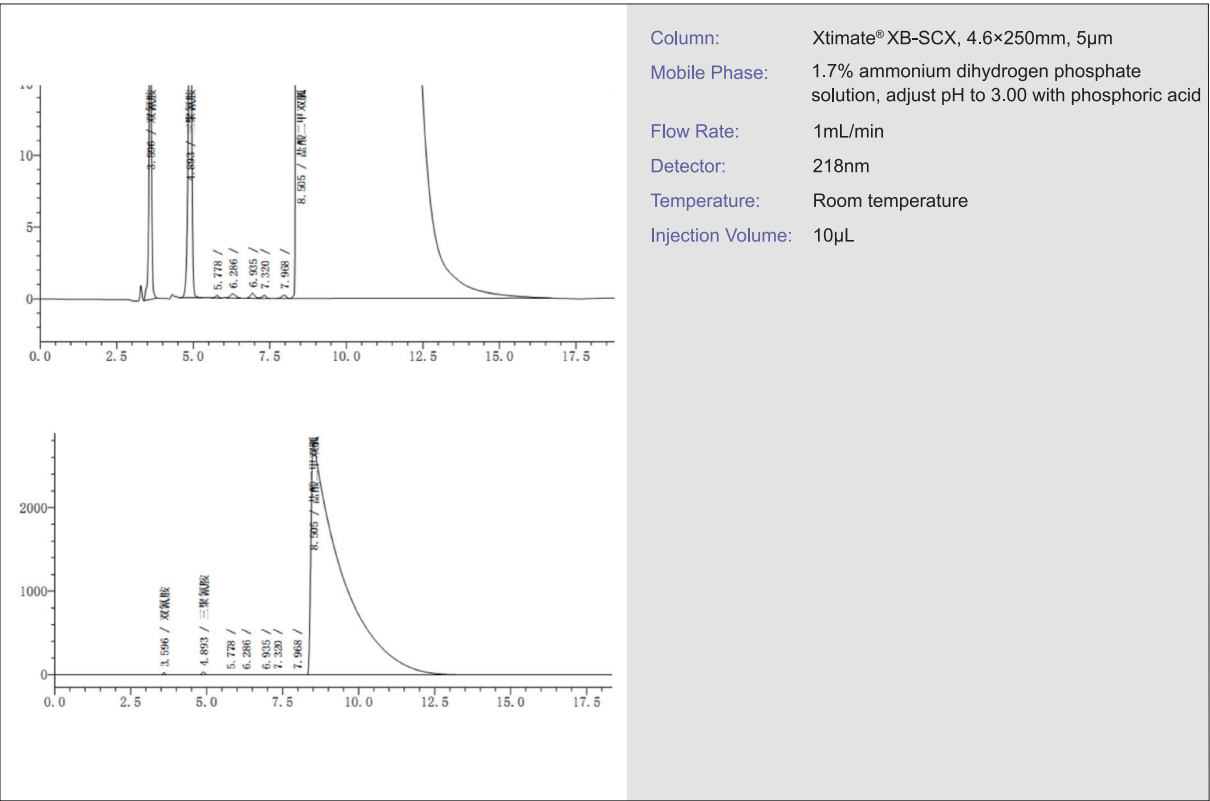
Xtimate® XB-SCX

Xtimate® XB-SCX column which formed by cations bonded silica gel packing materials is mainly used for the separation of metformin hydrochloride. This column not only makes the resolution of melamine and metformin much greater than 10, but also makes dicyandiamide have excellent peak shape, which completely avoids the interference of solvent peak to dicyandiamide.

Specifications

pH Range	2.0-8.0	Carbon Loading(%)	2(120Å)
Particle Size	5µm	USP List	L9
Surface Area(m²/g)	350(120Å)	Endcapped	No

Determination of content of metformin hydrochloride



Ordering Information—Xtimate® XB-SCX(Metformin HCL)

Dimension	P/N	Guard Cartridge(10mm length)	Cartridge Holder
4.6×150, 5µm	00120-21041	00808-04153	00808-01101
4.6×250, 5µm	00120-21043	00808-04153	00808-01101

05.

TOPSIL® SEIRES HPLC COLUMN



TOPSIL® SERIES HPLC COLUMN

Topsil® series HPLC column is a next-generation column by Welch, besides Ultisil®, Xtimate® and Welchrom®. This series use different silica and provide different selectivity.

Features

- High purity silica (99.99%) with 150Å pore size and 260m²/g surface area
- 12% carbon loading for C18 phase
- Because of large pore and moderate carbon loading, Topsil C18 phase can also be used as AQ-C18 without phase collapse
- Endcapped for excellent peak shape and lifetime
- Lower back pressure than Ultisil, almost the same column efficiency as Ultisil
- Good for small molecules and peptides
- Topsil phases including C18, C8, Phenyl-Hexyl, Silica, NH₂ and CN

Topsil® C18

Structural Formula	
pH Range	2.0-9.5
Particle Size	3µm, 5µm
Surface Area(m²/g)	260(150Å)
Carbon Loading(%)	12(150Å)
USP List	L1
Endcapped	Yes

Topsil® C8

Structural Formula	
pH Range	2.0-9.5
Particle Size	3µm, 5µm
Surface Area(m²/g)	260(150Å)
Carbon Loading(%)	10(150Å)
USP List	L7
Endcapped	Yes

Topsil® NH₂

Structural Formula	
pH Range	2.0-8.0
Particle Size	5µm
Surface Area(m²/g)	260(150Å)
Carbon Loading(%)	3(150Å)
USP List	L8
Endcapped	No

Topsil® CN

Structural Formula	
pH Range	2.0-8.0
Particle Size	5µm
Surface Area(m²/g)	260(150Å)
Carbon Loading(%)	6(150Å)
USP List	L10
Endcapped	Yes

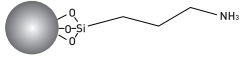
Topsil® Silica

Structural Formula	
pH Range	2.0-8.0
Particle Size	5µm
Surface Area(m²/g)	260(150Å)
Carbon Loading(%)	N/A
USP List	L3
Endcapped	No

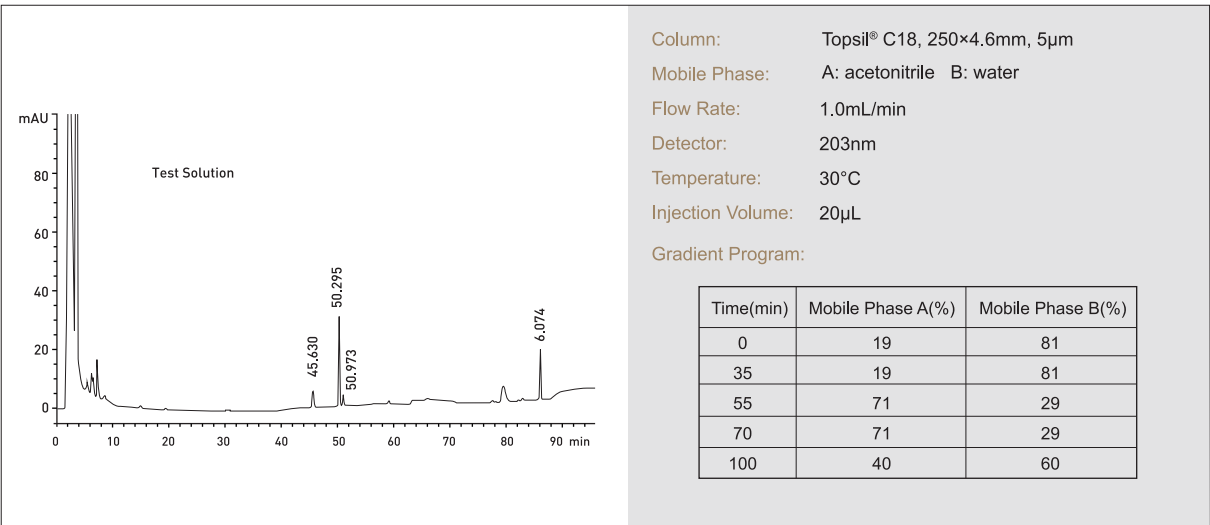
Topsil® Phenyl-Hexyl

Structural Formula	
pH Range	2.0-9.5
Particle Size	3µm,5µm
Surface Area(m²/g)	260(150Å)
Carbon Loading(%)	12(150Å)
USP List	L11
Endcapped	Yes

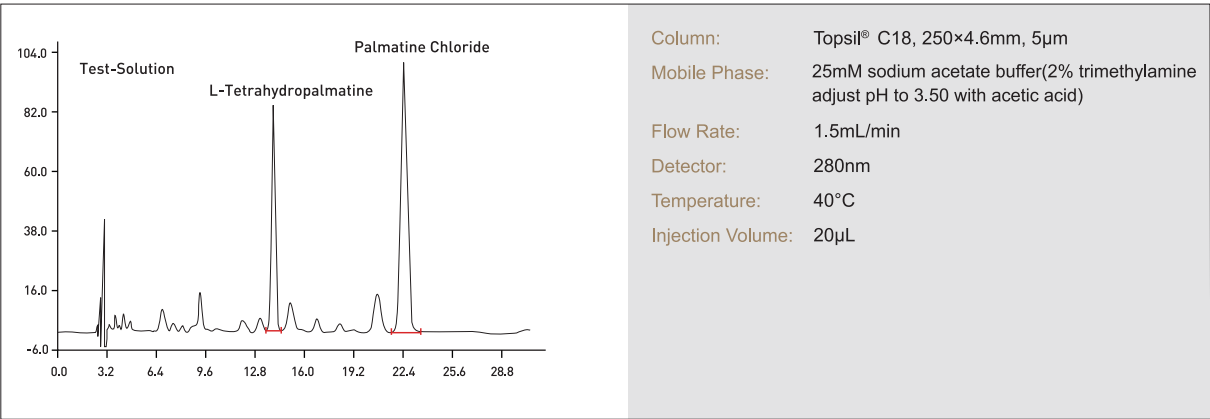
Topsil® HILIC NH₂

Structural Formula		Carbon Loading(%)	3(150Å)
pH Range	2.0-8.0	USP List	L8
Particle Size	5µm	Endcapped	No
Surface Area(m ² /g)	260(150Å)		

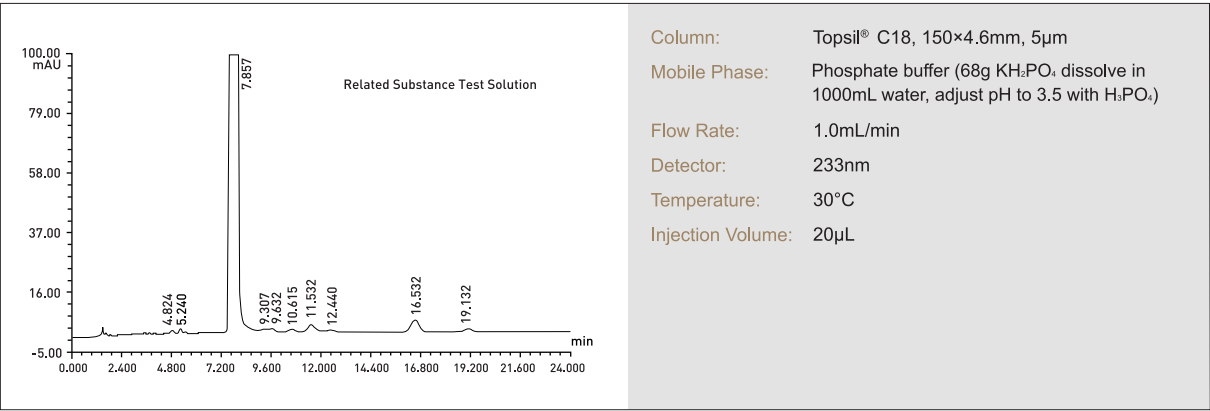
Compound Salvia Tablets



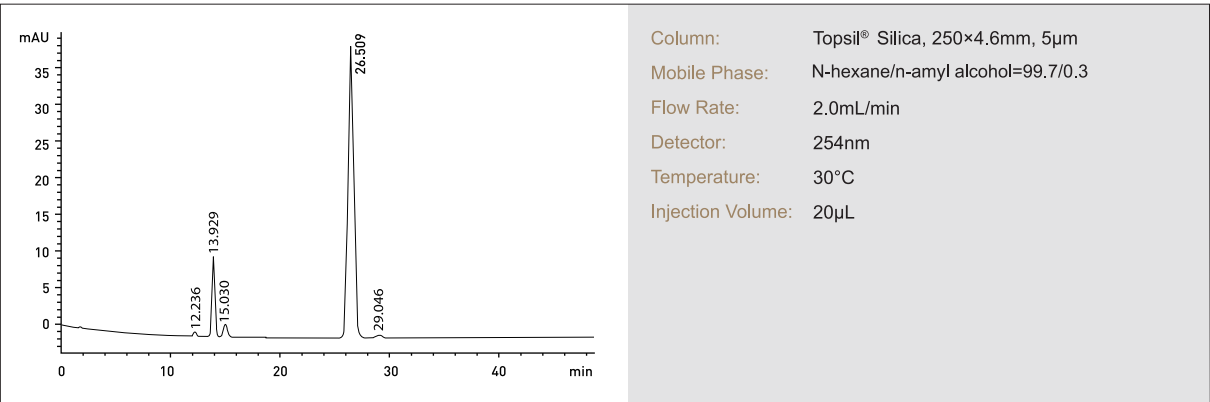
Epigeal Srephaia Root



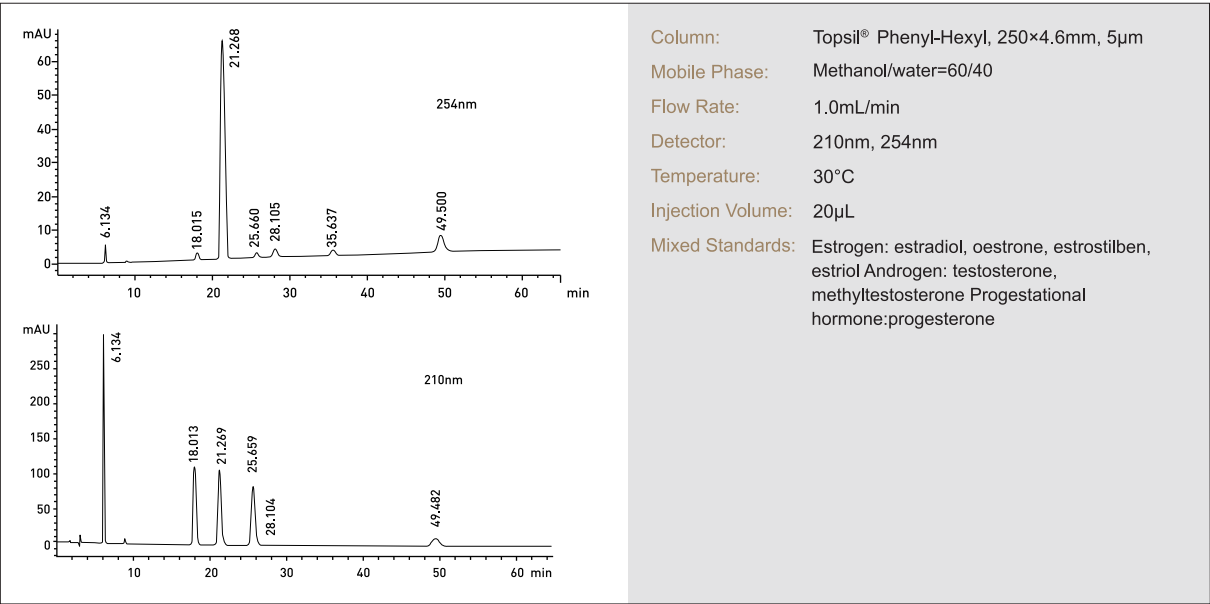
Ketoprofen



Vitamin D3



Sex hormone in Cosmetics



Ordering Information—3µm Topsil analytical columns

Particle Size	ID (mm)	Column Length (mm)								Guard Cartridge	Cartridge Holder
		30	50	75	100	150	200	250	300	10mm length	
C18	2.1	00410-02009	00410-02010	00410-02011	00410-02012	00410-02014	00410-02015	00410-02016	-	00808-23301	00808-01107
	3.0	00410-02018	00410-02019	00410-02020	00410-02021	00410-02023	00410-02024	00410-02025	-	00808-23301	00808-01107
	4.0	00410-02027	00410-02028	00410-02029	00410-02030	00410-02032	00410-02033	00410-02034	00410-02035	00808-03301	00808-01101
	4.6	00410-02036	00410-02037	00410-02038	00410-02039	00410-02041	00410-02042	00410-02043	00410-02044	00808-03301	00808-01101
C8	2.1	00420-02009	00420-02010	00420-02011	00420-02012	00420-02014	00420-02015	00420-02016		00808-23302	00808-01107
	3.0	00420-02018	00420-02019	00420-02020	00420-02021	00420-02023	00420-02024	00420-02025	-	00808-23302	00808-01107
	4.0	00420-02027	00420-02028	00420-02029	00420-02030	00420-02032	00420-02033	00420-02034	00420-02035	00808-03302	00808-01101
	4.6	00420-02036	00420-02037	00420-02038	00420-02039	00420-02041	00420-02042	00420-02043	00420-02044	00808-03302	00808-01101
Phenyl -Hexyl	2.1	00460-02009	00460-02010	00460-02011	00460-02012	00460-02014	00460-02015	00460-02016		00808-23305	00808-01107
	3.0	00460-02018	00460-02019	00460-02020	00460-02021	00460-02023	00460-02024	00460-02025	-	00808-23305	00808-01107
	4.0	00460-02027	00460-02028	00460-02029	00460-02030	00460-02032	00460-02033	00460-02034	00460-02035	00808-03305	00808-01101
	4.6	00460-02036	00460-02037	00460-02038	00460-02039	00460-02041	00460-02042	00460-02043	00460-02044	00808-03305	00808-01101

Ordering Information—5µm Topsil analytical columns

Particle Size	ID (mm)	Column Length (mm)								Guard Cartridge	Cartridge Holder
		30	50	75	100	150	200	250	300	10mm length	
C18	2.1	00410-01009	00410-01010	00410-01011	00410-01012	00410-01014	00410-01015	00410-01016	-	00808-24301	00808-01107
	3.0	00410-01018	00410-01019	00410-01020	00410-01021	00410-01023	00410-01024	00410-01025	-	00808-24301	00808-01107
	4.0	00410-01027	00410-01028	00410-01029	00410-01030	00410-01032	00410-01033	00410-01034	00410-01035	00808-04301	00808-01101
	4.6	00410-01036	00410-01037	00410-01038	00410-01039	00410-01041	00410-01042	00410-01043	00410-01044	00808-04301	00808-01101
C8	2.1	00420-01009	00420-01010	00420-01011	00420-01012	00420-01014	00420-01015	00420-01016	-	00808-24302	00808-01107
	3.0	00420-01018	00420-01019	00420-01020	00420-01021	00420-01023	00420-01024	00420-01025	-	00808-24302	00808-01107
	4.0	00420-01027	00420-01028	00420-01029	00420-01030	00420-01032	00420-01033	00420-01034	00420-01035	00808-04302	00808-01101
	4.6	00420-01036	00420-01037	00420-01038	00420-01039	00420-01041	00420-01042	00420-01043	00420-01044	00808-04302	00808-01101
Phenyl -Hexyl	2.1	00460-01009	00460-01010	00460-01011	00460-01012	00460-01014	00460-01015	00460-01016	-	00808-24305	00808-01107
	3.0	00460-01018	00460-01019	00460-01020	00460-01021	00460-01023	00460-01024	00460-01025	-	00808-24305	00808-01107
	4.0	00460-01027	00460-01028	00460-01029	00460-01030	00460-01032	00460-01033	00460-01034	00460-01035	00808-04305	00808-01101
	4.6	00460-01036	00460-01037	00460-01038	00460-01039	00460-01041	00460-01042	00460-01043	00460-01044	00808-04305	00808-01101
CN	2.1	00440-01009	00440-01010	00440-01011	00440-01012	00440-01014	00440-01015	00440-01016	-	00808-24304	00808-01107
	3.0	00440-01018	00440-01019	00440-01020	00440-01021	00440-01023	00440-01024	00440-01025	-	00808-24304	00808-01107
	4.0	00440-01027	00440-01028	00440-01029	00440-01030	00440-01032	00440-01033	00440-01034	00440-01035	00808-04304	00808-01101
	4.6	00440-01036	00440-01037	00440-01038	00440-01039	00440-01041	00440-01042	00440-01043	00440-01044	00808-04304	00808-01101
NH ₂	2.1	00430-01009	00430-01010	00430-01011	00430-01012	00430-01014	00430-01015	00430-01016	-	00808-24303	00808-01107
	3.0	00430-01018	00430-01019	00430-01020	00430-01021	00430-01023	00430-01024	00430-01025	-	00808-24303	00808-01107
	4.0	00430-01027	00430-01028	00430-01029	00430-01030	00430-01032	00430-01033	00430-01034	00430-01035	00808-04303	00808-01101
	4.6	00430-01036	00430-01037	00430-01038	00430-01039	00430-01041	00430-01042	00430-01043	00430-01044	00808-04303	00808-01101
Silica	2.1	00450-01009	00450-01010	00450-01011	00450-01012	00450-01014	00450-01015	00450-01016	-	00808-24306	00808-01107
	3.0	00450-01018	00450-01019	00450-01020	00450-01021	00450-01023	00450-01024	00450-01025	-	00808-24306	00808-01107
	4.0	00450-01027	00450-01028	00450-01029	00450-01030	00450-01032	00450-01033	00450-01034	00450-01035	00808-04306	00808-01101
	4.6	00450-01036	00450-01037	00450-01038	00450-01039	00450-01041	00450-01042	00450-01043	00450-01044	00808-04306	00808-01101
HILIC NH ₂	2.1	00431-01009	00431-01010	00431-01011	00431-01012	00431-01014	00431-01015	00431-01016	-	00808-24307	00808-01107
	3.0	00431-01018	00431-01019	00431-01020	00431-01021	00431-01023	00431-01024	00431-01025	-	00808-24307	00808-01107
	4.0	00431-01027	00431-01028	00431-01029	00431-01030	00431-01032	00431-01033	00431-01034	00431-01035	00808-04307	00808-01101
	4.6	00431-01036	00431-01037	00431-01038	00431-01039	00431-01041	00431-01042	00431-01043	00431-01044	00808-04307	00808-01101

Don't see your needed size or format? Contact Welch or your local distributor for other dimensions.

06.

WELCHROM® SEIRES
HPLC COLUMN



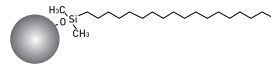
WELCHROM® SEIRES HPLC COLUMN

—Combination of perfect peak shape and lowest back pressure

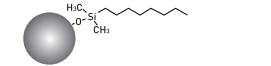
Features

- Perfect peak shape and low back pressure.
- Ultra-high purity (>99.999%) Type B silica particles.
- New Bonding and endcapping technique.
- Economically priced.

Welchrom® C18

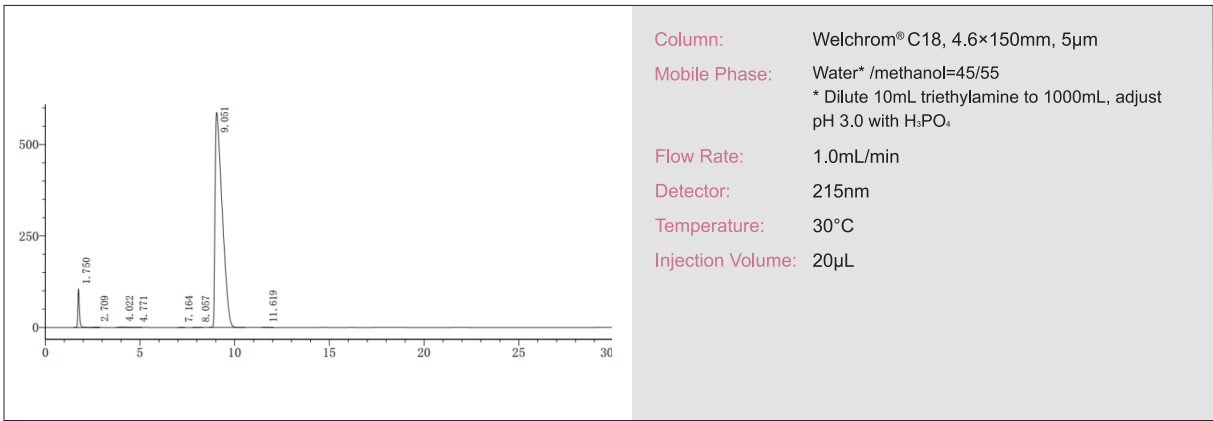
Structural Formula	
pH Range	1.5-10.0
Particle Size	5µm
Surface Area(m²/g)	320(120Å)
Carbon Loading(%)	19(120Å)
USP List	L1
Endcapped	Yes

Welchrom® C8

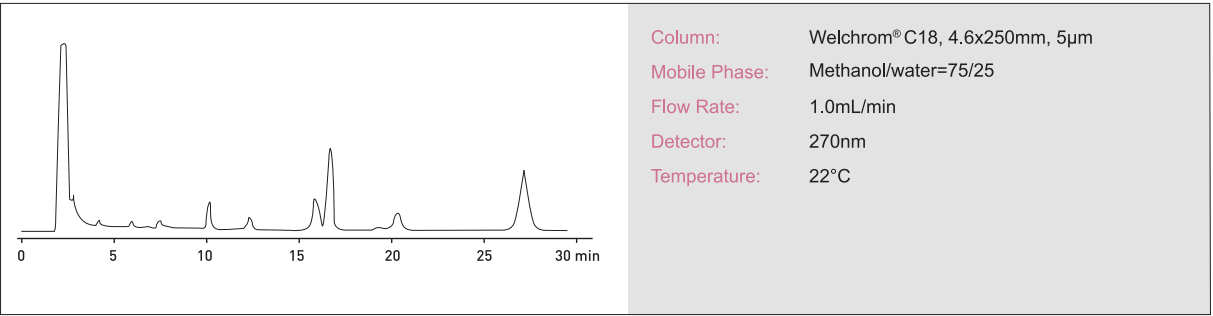
Structural Formula	
pH Range	1.5-10.0
Particle Size	5µm
Surface Area(m²/g)	320(120Å)
Carbon Loading(%)	12(120Å)
USP List	L7
Endcapped	Yes

Brands	Tailing factor(amitriptyline)	Back pressure(Methanol/H2O)=75/25
Welchrom® XB-C18	1.29	77 bar
Chrom C18	1.52	108 bar
Sino Chrom C18	1.71	106 bar
BinChrom C18	1.67	102 bar

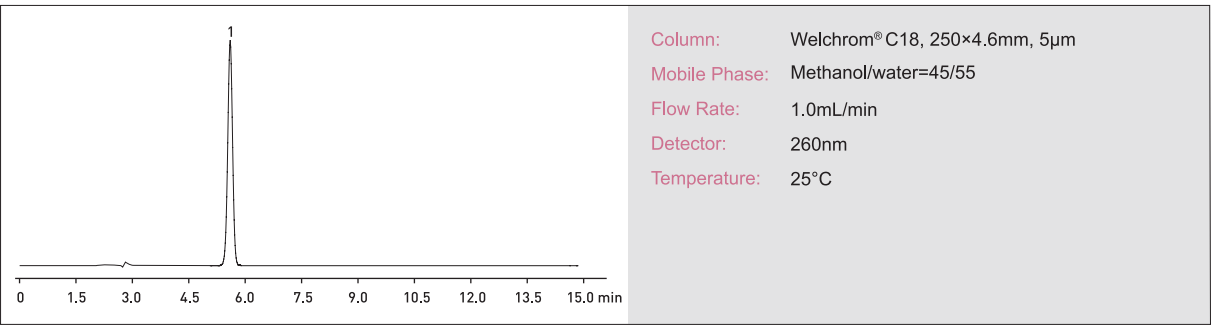
Pentoxyverine citrate



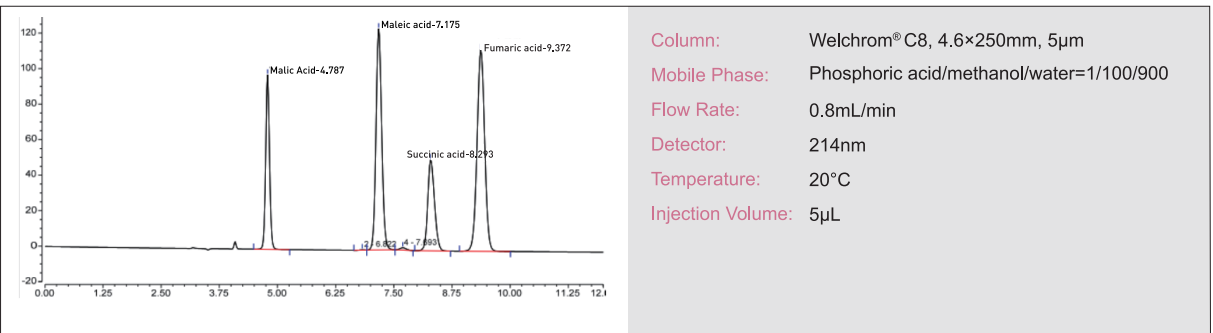
Tanshinone IIA in Salvia Miltiorrhiza



Imidacloprid



Malic acid



Ordering Information—5µm Welchrom C18, Welchrom C8

Particle Size	ID (mm)	Column Length (mm)								Guard Cartridge 10mm length	Cartridge Holder
		30	50	75	100	150	200	250	300		
C18	2.1	00310-02009	00310-02010	00310-02011	00310-02012	00310-02014	00310-02015	00310-02016	-	00808-24201	00808-01107
	3.0	00310-02018	00310-02019	00310-02020	00310-02021	00310-02023	00310-02024	00310-02025	-	00808-24201	00808-01107
	4.0	00310-02027	00310-02028	00310-02029	00310-02030	00310-02032	00310-02033	00310-02034	00310-02035	00808-04201	00808-01101
	4.6	00310-02036	00310-02037	00310-02038	00310-02039	00310-02041	00310-02042	00310-02043	00310-02044	00808-04201	00808-01101
C8	2.1	00320-02009	00320-02010	00320-02011	00320-02012	00320-02014	00320-02015	00320-02016	-	00808-24202	00808-01107
	3.0	00320-02018	00320-02019	00320-02020	00320-02021	00320-02023	00320-02024	00320-02025	-	00808-24202	00808-01107
	4.0	00320-02027	00320-02028	00320-02029	00320-02030	00320-02032	00320-02033	00320-02034	00320-02035	00808-04202	00808-01101
	4.6	00320-02036	00320-02037	00320-02038	00320-02039	00320-02041	00320-02042	00320-02043	00320-02044	00808-04202	00808-01101

Don't see your needed size or format? Contact Welch or your local distributor for other dimensions.

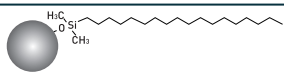
Welchrom® Vantage C18

Welchrom® Vantage C18 column uses ultra-pure fully porous spherical silica as the matrix, and adopts the unique stationary phase bonding process and silica surface treatment technology. It is a new liquid phase with high column efficiency and high selectivity. The column has excellent chromatographic peak shape, separation efficiency, stability and reproducibility, and is especially suitable for the detection and application of multi-component complex matrices.

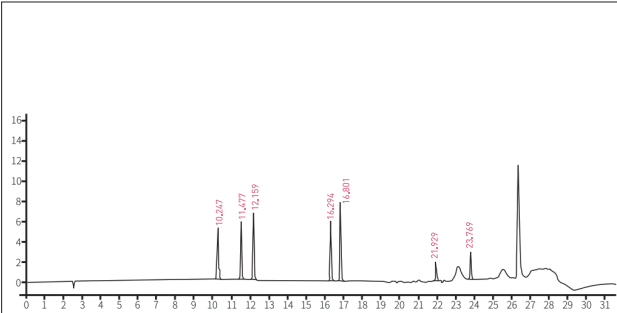
Features

- Perfect peak shape and low back pressure.
- Ultra-high purity(>99.999%) Type B silica particles .
- New bonding and endcapping technique.
- Economically priced.

Specifications

Structural Formula		Carbon Loading(%)	13(130Å)
pH Range	2.0-8.0	USP List	L1
Particle Size	5µm	Endcapped	Yes
Surface Area(m²/g)	280(130Å)		

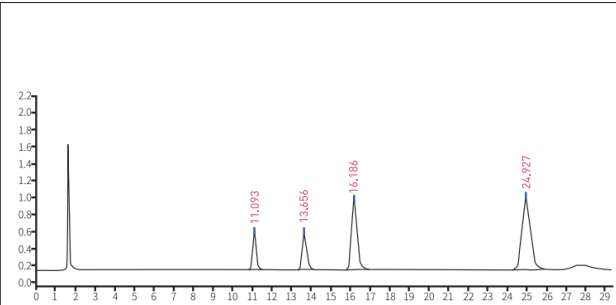
Seven Colorants in Cola



Column: Welchrom® Vantage C18 (4.6×250mm, 5µm)
Mobile Phase: A: Acetonitrile B: 100mM Ammonium Acetate
Flow Rate: 1.0mL/min
Detector: 245nm
Temperature: 40°C
Injection Volume: 10µL
Gradient Program:

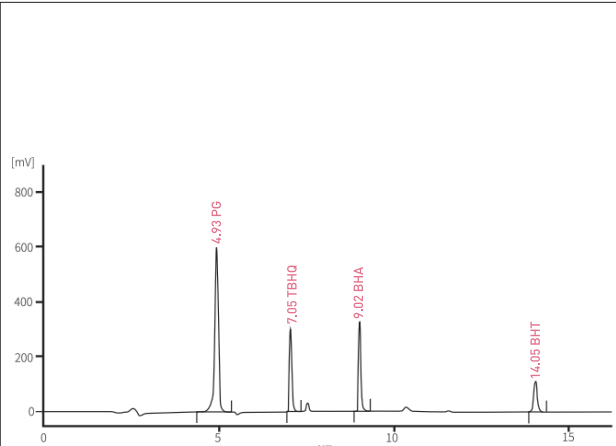
Time(min)	Mobile Phase A(%)	Mobile Phase B(%)
0	3	97
5	6	94
11	14	86
22	40	60
25	40	60
25.1	3	97
35	3	97

Foxin in Fish



Column: Welchrom® Vantage C18 (4.6×250mm,5µm)
Mobile Phase: 10mM tetrabutylammonium bromide (pH adjusted by phosphoric acid=3.0):acetonitrile=94:6
Flow Rate: 1.0mL/min
Detector: Excitation wavelength 280nm, emission wavelength 480nm
Temperature: 30°C
Injection Volume: 10µL

Antioxidants in food



Column: Welchrom® Vantage C18 (4.6×250mm, 5µm)
Mobile Phase: A: water: acetonitrile=60:40, containing 1%acetic acid B: acetonitrile (containing 1% acetic acid)
Flow Rate: 1.0mL/min
Detector: 245nm
Temperature: 40°C
Injection Volume: 10µL
Gradient Program:


Time(min)	Mobile Phase A(%)	Mobile Phase B(%)
0	100	0
1	100	0
5	10	90
16	10	90

Ordering Information—Welchrom® Vantage C18

P/N	Description
00360-04041	Welchrom® Vantage C18, 5µm, 4.6×150mm
00360-04043	welchrom® Vantage C18, 5µm, 4.6×250mm
00360-04044	Welchrom® Vantage C18, 5µm, 4.6×300mm

07.

BOLTIMATE® CORE-SHELL HPLC COLUMN

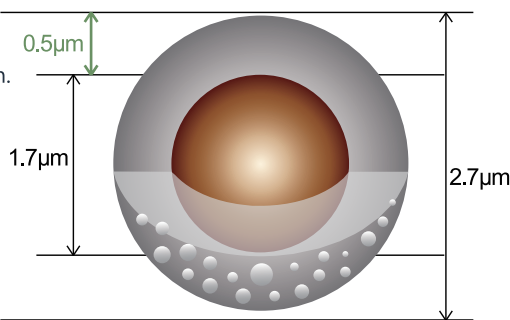


BOLTIMATE® CORE-SHELL HPLC COLUMN

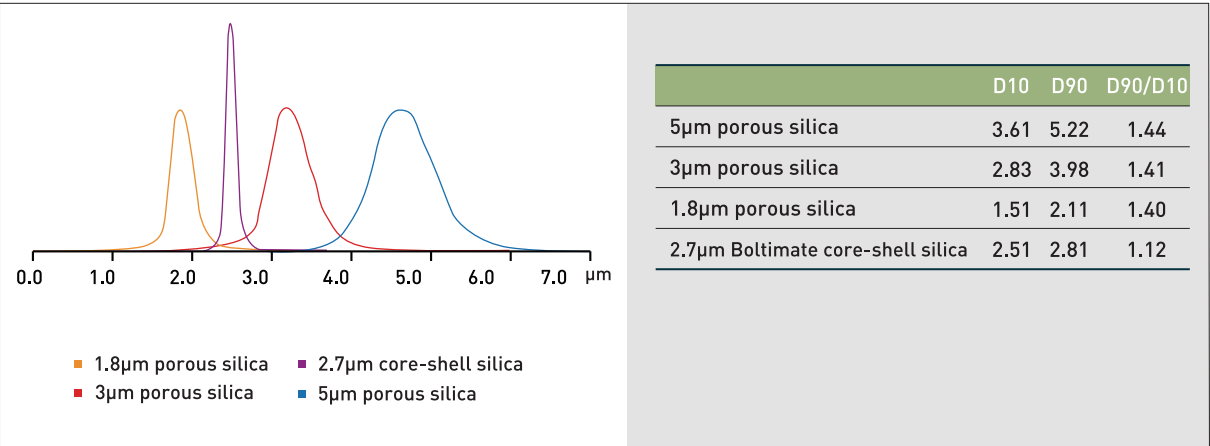
Welch Boltimate® core-shell HPLC column particle size is 2.7µm, which consists of 1.7µm solid core and 0.5µm porous layer(porous shell). This kind of column can provide sub-2µm efficiencies (~200000p/m) and high resolution at much lower back pressure. Boltimate core-shell column can be used on both HPLC and UHPLC system, and method optimization is also very easy.

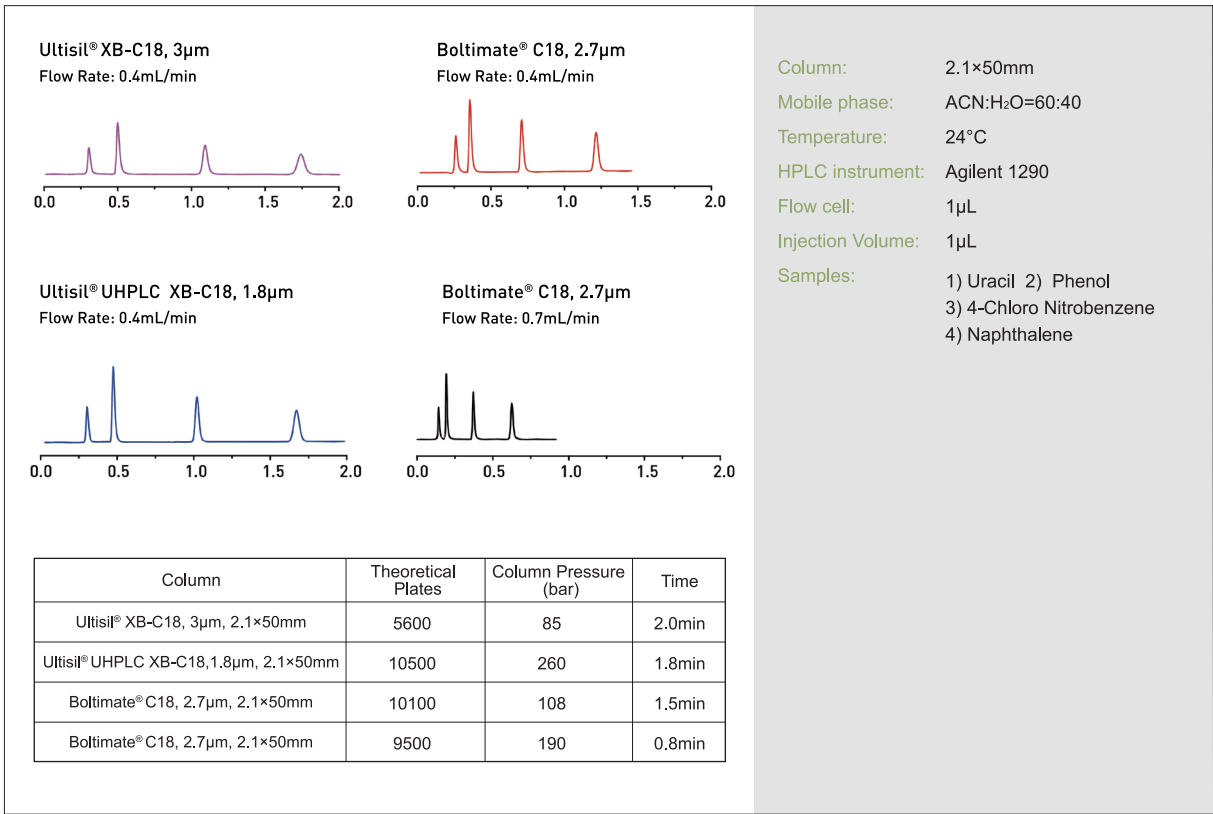
Features

- Provide sub-2µm efficiencies (~200000p/m) and ultra-high resolution at much lower back pressure.
- Ultra fast separation.
- Compatible with both HPLC and UHPLC systemUltra fast separation.
- Narrow particle size distribution.
- A standard 2µm inlet firt is used to resist plugging with dirty samples, suitable for complex sample.
- A variety of bonding phases provide different selectivities, excellent peak shape and lot-to-lot reproducibility.
- Maximum pressure: 600bar.



With the solid core and thin porous layer, the diffusion distance of sample molecular deceased, which means fast mobile phase flow rate can be used to increase the analytical speed. Compared with traditional porous HPLC columns, Boltimate core-shell column has the narrower particle size distribution, which provides higher column efficiency, higher resolution and lower back pressure.





Column: 2.1×50mm

Mobile phase: ACN:H₂O=60:40

Temperature: 24°C

HPLC instrument: Agilent 1290

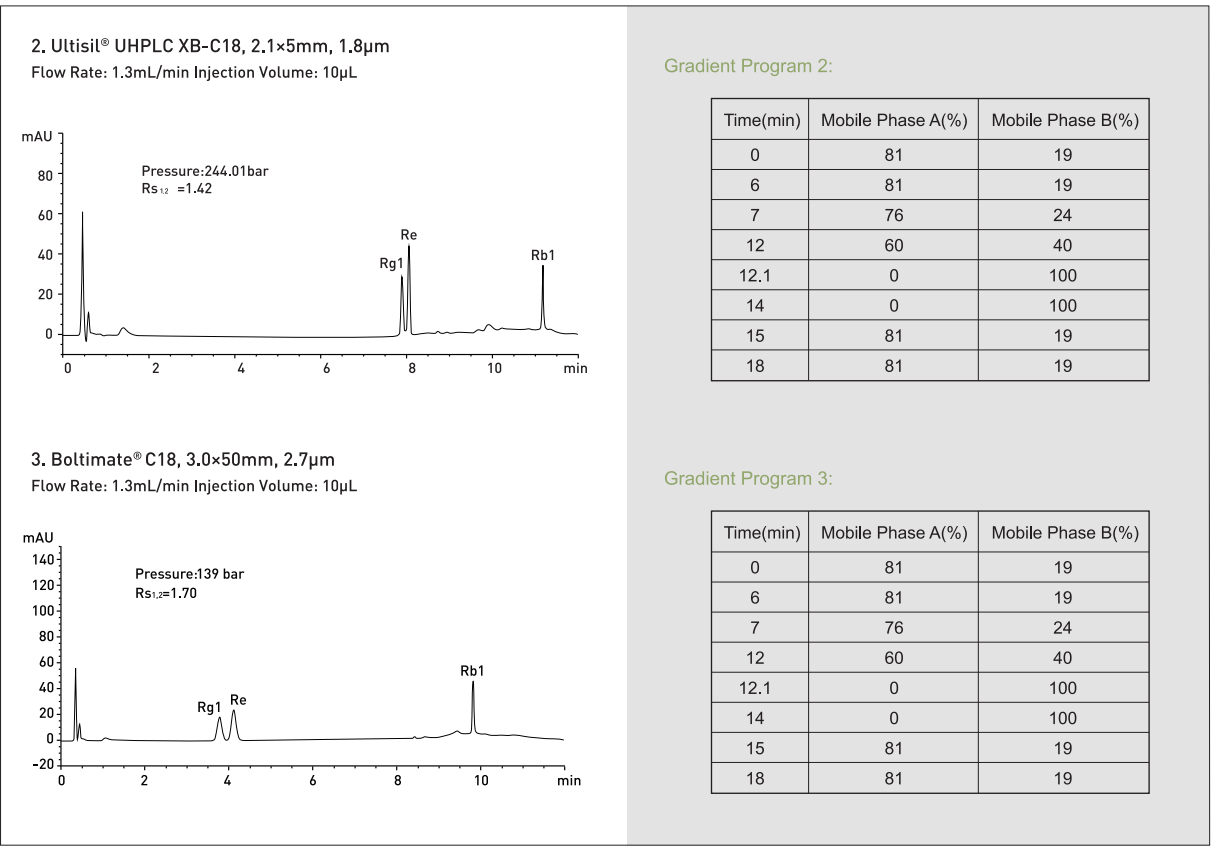
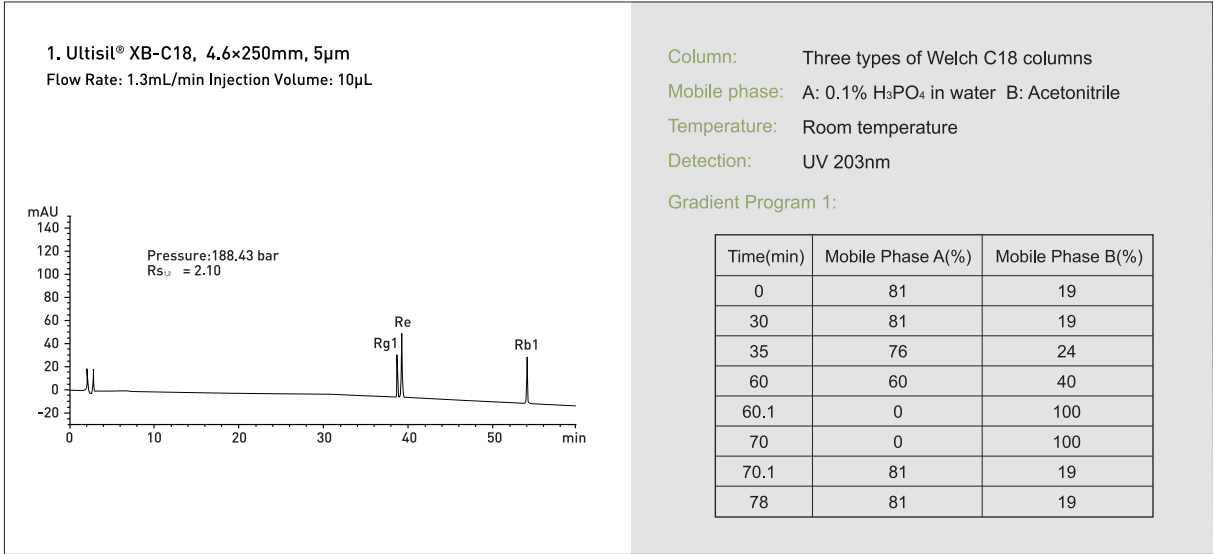
Flow cell: 1µL

Injection Volume: 1µL

Samples: 1) Uracil 2) Phenol
3) 4-Chloro Nitrobenzene
4) Naphthalene

Boltimate C18 column efficiency is almost the same with 1.8µm porous C18 column, and two times of 3µm porous C18 column. Even with 2X faster flow rate, the pressure of Boltimate is still lower than 1.8µm porous C18 column with the same column dimensions run under the same analysis conditions, without decreasing efficiency at the mean time.

Detection of Ginsenosides :



From the results above, Boltimate core-shell column has a lower column pressure and faster analysis time, and the resolution is high.

Specifications

Bonded Phase	Features	Particle Size	Solid Core Diameter	Porous Shell Depth	Pore Size	Surface Area m ² /g	C%	Endcapped	pH Range	Maximum Pressure	USP List
C18	Excellent peak shape and resolution for acids, bases, and neutrals. Exceptional resolution and lifetime.	2.7µm	1.7µm	0.5µm	90Å	120m ² /g	9	Double	2-8.5	600bar	L1
Phenyl -Hexyl	Alternative selectivity for phenyl groups						7	Double	2-8.5		L11
EXT-C18	The exist of hybrid organic /inorganic layer extend pH range of silica. pH range: 1.5-12						8	Double	1.5-12		L1
EXT-PFP	An alternative selectivity for halogenated compounds and polar analytes. Wide pH range						5	Double	1.5-12		L43
HILIC	With its unbonded silica, Boltimate HILIC retains and separates polar analytes.						-	No	2-8.5		L3
LP-C18	Excellent peak shape and resolution at low pH.						7	No	1-8.5		L1



Specifications

Bonded Phase	Features	Particle Size	Solid Core Diameter	Porous Shell Depth	Pore Size	Surface Area m²/g	C%	Endcapped	pH Range	Maximum Pressure	USP List
C8	Excellent peak shape and resolution for acids, bases, and neutrals. Exceptional resolution and lifetime.	2.7µm	1.7µm	0.5µm	90Å	120m²/g	5	Double	2-8.5	600bar	L7
Phenyl	Bonded with Phenyl propyl functional group which has steric hindrance selectivity, it has better separation effect on achiral isomers. 100% water phase resistance.						5	Double	2-8.5		L11

Ordering Information—Boltimate Core-shell Column

Particle Size	ID (mm)	Column Length (mm)						Guard Cartridge	Cartridge Holder
		30	50	75	100	150	250	10mm length	
C18	2.1	960-04009	960-04010	960-04011	960-04012	960-04014	-	U808-960-25	00808-01109
	3.0	960-04018	960-04019	960-04020	960-04021	960-04023	-	U808-960-25	00808-01109
	4.6	960-04036	960-04037	960-04038	960-04039	960-04041	960-04043	U808-960-45	00808-01109
Phenyl-Hexyl	2.1	961-04009	961-04010	961-04011	961-04012	961-04014	-	U808-961-25	00808-01109
	3.0	961-04018	961-04019	961-04020	961-04021	961-04023	-	U808-961-25	00808-01109
	4.6	961-04036	961-04037	961-04038	961-04039	961-04041	961-04043	U808-961-45	00808-01109
EXT-C18	2.1	962-04009	962-04010	962-04011	962-04012	962-04014	-	U808-962-25	00808-01109
	3.0	962-04018	962-04019	962-04020	962-04021	962-04023	-	U808-962-25	00808-01109
	4.6	962-04036	962-04037	962-04038	962-04039	962-04041	962-04043	U808-962-45	00808-01109
EXT-PFP	2.1	963-04009	963-04010	963-04011	963-04012	963-04014	-	U808-963-25	00808-01109
	3.0	963-04018	963-04019	963-04020	963-04021	963-04023	-	U808-963-25	00808-01109
	4.6	963-04036	963-04037	963-04038	963-04039	963-04041	963-04043	U808-963-45	00808-01109
HILIC	2.1	964-04009	964-04010	964-04011	964-04012	964-04014	-	U808-964-25	00808-01109
	3.0	964-04018	964-04019	964-04020	964-04021	964-04023	-	U808-964-25	00808-01109
	4.6	964-04036	964-04037	964-04038	964-04039	964-04041	964-04043	U808-964-45	00808-01109
LP-C18	2.1	965-04009	965-04010	965-04011	965-04012	965-04014	-	U808-965-25	00808-01109
	3.0	965-04018	965-04019	965-04020	965-04021	965-04023	-	U808-965-25	00808-01109
	4.6	965-04036	965-04037	965-04038	965-04039	965-04041	965-04043	U808-965-45	00808-01109
C8	2.1	966-04009	966-04010	966-04011	966-04012	966-04014	-	U808-966-25	00808-01109
	3.0	966-04018	966-04019	966-04020	966-04021	966-04023	-	U808-966-25	00808-01109
	4.6	966-04036	966-04037	966-04038	966-04039	966-04041	966-04043	U808-966-45	00808-01109
Phenyl	2.1	967-04009	967-04010	967-04011	967-04012	967-04014	-	U808-967-25	00808-01109
	3.0	967-04018	967-04019	967-04020	967-04021	967-04023	-	U808-967-25	00808-01109
	4.6	967-04036	967-04037	967-04038	967-04039	967-04041	967-04043	U808-967-45	00808-01109

An in-line filter or a guard column can save your money by extending the life of your analytical column. Inline Filter for Boltimate:

	P/N	Description
	00808-01221	UltraShield inline Filter, SS, 0.5µm stainless steel frit, 15000psi
	00808-01222	Direct Connect Precolumn inline Filter, with 0.2µm Replacement Frits×5, 18000psi
	00808-UF020	Replaceable frits (0.2µm)

08.

BLOSSMATE® SEIRES
HPLC COLUMN



BLOSSMATE® SEIRES HPLC COLUMN

Blossmate series column is a high-end HPLC column launched by Welch Materials. Compared with Xtimate and Ultisil series, Blossmate’s column performance and reproducibility have been improved in an all way and it is especially suitable for the detection of multi-component impurity projects.

Features

- It adopts a new generation of ultra-high-purity fully porous silica gel, which greatly ensures the perfect column efficiency and separation performance.
- Each column is tested individually with special testing prodecure under stricter standards, which guarantee the quality and performance of the column.
- Extremely stable separation performance to ensure better analysis reproducibility and perfect peak shape.
- Excellent batch-to-batch reproducibility, especially for the analysis of multi-impurity component applications.
- Blossmate uses a unique bonding process that enables the column to withstand high water phase, high pH experimental environments.

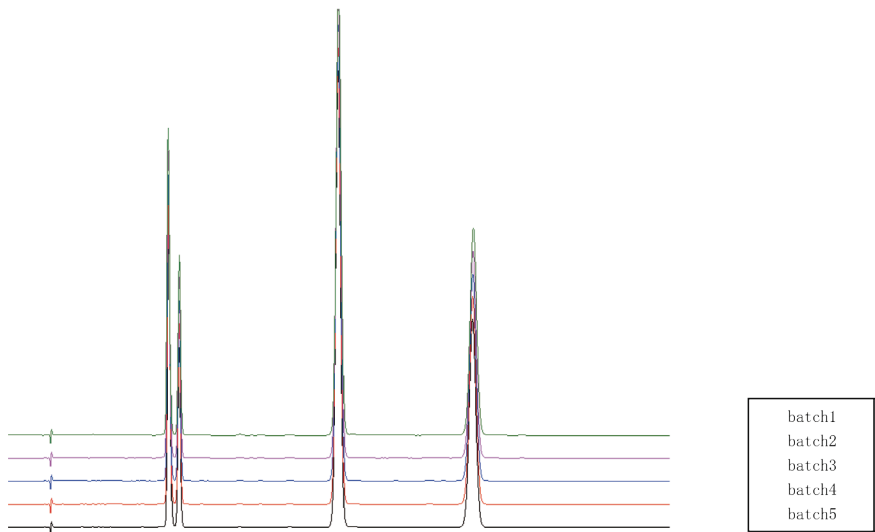
Blossmate® series silica

Blossmate® series HPLC column uses a new fully porous silica packing materials, which has higher silica purity, more uniform particle size and more uniform pore size distribution. Under the unique packing process and strict quality control conditions, Blossmate silica not only has the high mechanical strength and high column efficiency, but also has the perfect and excellent reproducibility, makes it to be the best choice for highly reproducible project.

Blossmate® series columns provide better reproducibility, higher efficiency and higher peak capacity

Blossmate® series columns use a new high-purity fully porous silica and Welch's unique bonding process and double end-capping techniques to ensure that the silica surface has a higher inertness, and thus has a more symmetrical peak shape and higher column efficiency.

Blossmate columns adopt high-standard strict quality control conditions to ensure that each column has undergone strict quality screening before leaving the factory, which makes the column have better reproducibility and higher peak capacity.



Blossmate® C18

Blossmate® C18 is a general-purpose, highly versatile column which suitable for sample analysis of many complex components, as well as flexible method development under a range of chromatographic conditions.

Specifications

Bonded phase	Octadecyl group	Surface Area(m²/g)	300(100Å)
pH Range	2.0-8.0	Carbon Loading(%)	14(100Å)
Particle Size	5µm	USP List	L1
Endcapped	Yes		

Ganoderma lucidum spore powder fingerprint

Rt (min)	Area	Area (%)	Peak height	Plates	Resolution (USP)	Asymmetry
18.584	14526	1.469	806	26475	n.a.	1.08160
23.608	32974	3.334	1479	28102	9.85059	1.18897
24.872	7717	0.780	382	32232	2.26092	0.96729
30.278	156595	15.834	5161	27563	8.42344	1.44760
31.970	72213	7.302	2437	29831	2.30160	1.03876
39.024	294693	29.798	9159	33714	8.87067	1.01296
41.307	351960	35.589	10469	33294	2.60093	0.95249
43.794	23177	2.344	610	29056	2.57241	0.98393
52.527	21926	2.217	487	33587	8.03340	1.08107
55.686	13179	1.333	294	34346	2.69108	1.13076

Column: Blossmate® C18 4.6×250mm, 5µm

Mobile Phase: Acetonitrile/isopropyl alcohol=51: 49

Flow Rate: 1.0mL/min

Detector: Evaporative Light Scattering Detector
Drift Tube Temperature 25 °C, carrier gas flow rate 1.5L/min

Temperature: 30°C

Injection Volume: 5µL

Ordering Information—Blossmate® C18

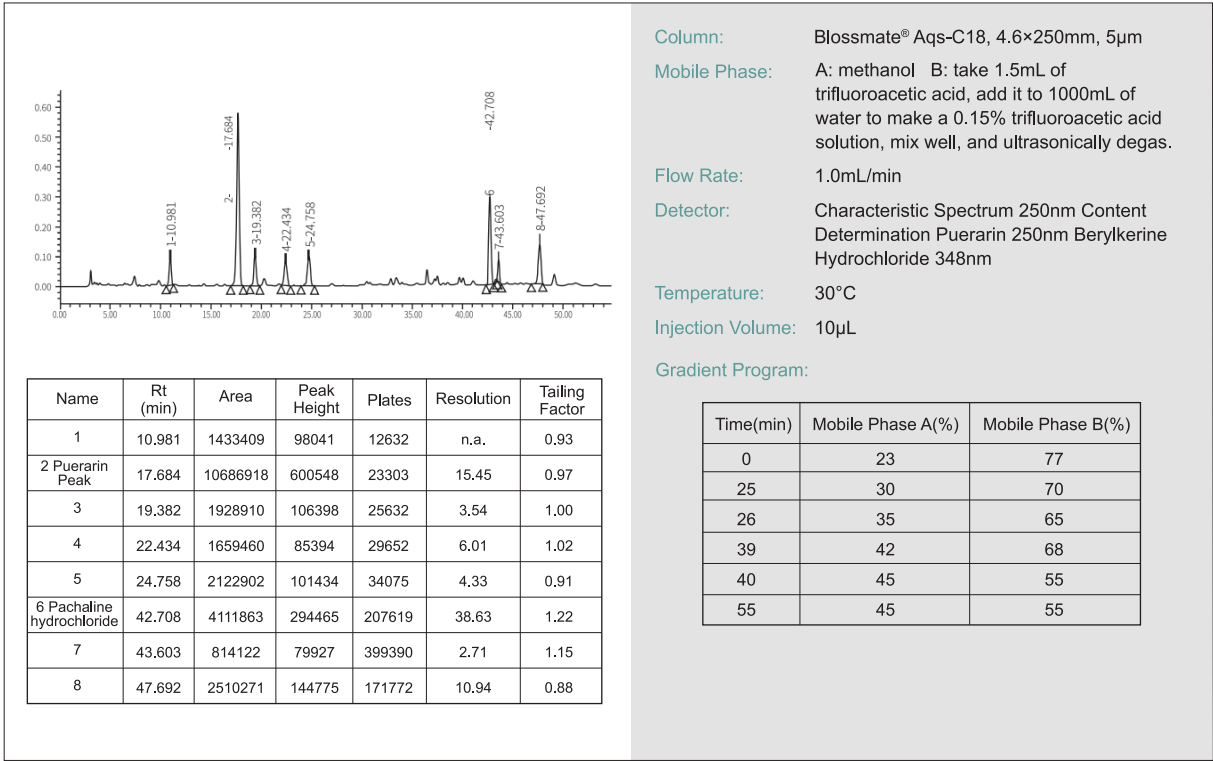
P/N	Particle Size	Specification
00601-21043	5µm	4.6×250mm

Blossmate® Aqs C18
— High Water-resistance HPLC Column

Blossmate® Aqs C18 is a C18 reversed-phase column compatible with pure water phase and pure salt phase. Under the condition of high proportion of water phase, the column still has excellent stability and high column efficiency, suitable for analysis of hydrophilic and highly polar samples.

pH range	Carbon load	Pore Size	Specific Surface Area	Maximum Temperature	Maximum Pressure
2.0-8.0	10%	100Å	300m²/g	60°C	40MPa

Characteristic atlas of Gegenqinlian Tablet



Ordering Information—Blossmate® Aqs C18

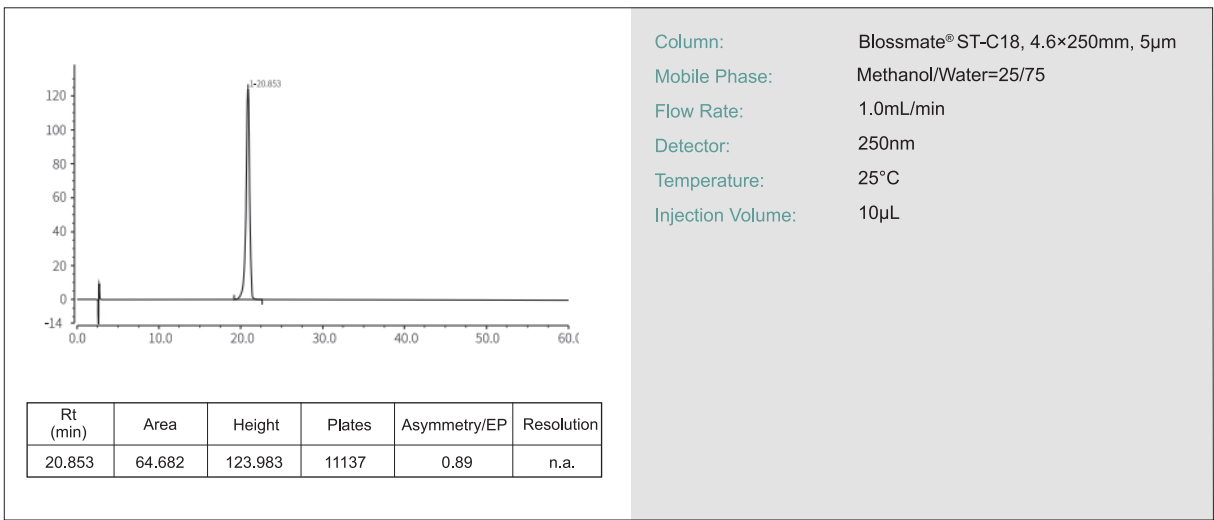
P/N	Particle Size	Specification
00602-21043	5µm	4.6×250mm

Blossmate® ST C18
— Wide pH Range HPLC Column

Blossmate® ST-C18 column adopts a special silica matrix surface treatment technology, while maintaining the high mechanical strength and high column efficiency of the silica matrix, the pH tolerance range of the column is extended to 1.0-11.0, suitable for the analysis of basic samples, and in method development at higher pH conditions.

pH range	Carbon load	Pore Size	Specific Surface Area	Maximum Temperature	Maximum Pressure
1.0-11.0	12%	100Å	300m²/g	60°C	40MPa

Determination of Xinanning Tablets



Ordering Information—Blossmate® ST C18

P/N	Particle Size	Specification
00603-21043	5µm	4.6×250mm

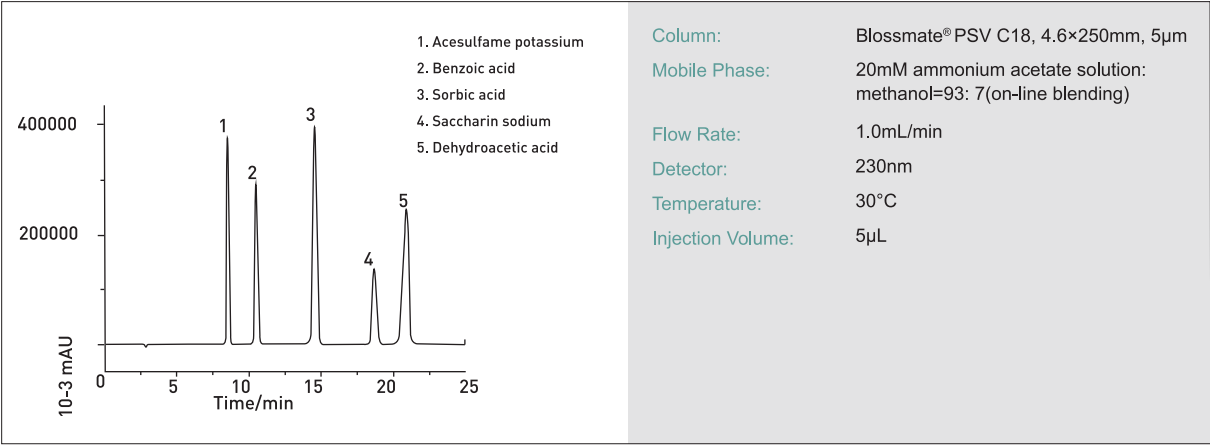
Blossmate® PSV C18

Blossmate® PSV C18 is a newly developed HPLC column which can be compatible with high proportion of aqueous phase. Taking super high purity spherical silica as matrix, it bonded high-density alkyl functional groups. Its packing materials have high selectivity and strong retention ability for hydrophilic and polar compounds which are often difficult to be retained and separated in normal C18 columns. Blossmate® PSV C18 is fully end-capped, which greatly enhances the packing materials' stability. Even under neutral pH condition, it keeps stable baseline and high sensitivity, making it particularly suitable for high efficiency separation columns with LC-MS. Now, it is widely used in the separation and analysis of oligosaccharides, amino acids, small peptides, nucleotides, organic acids and other active components.

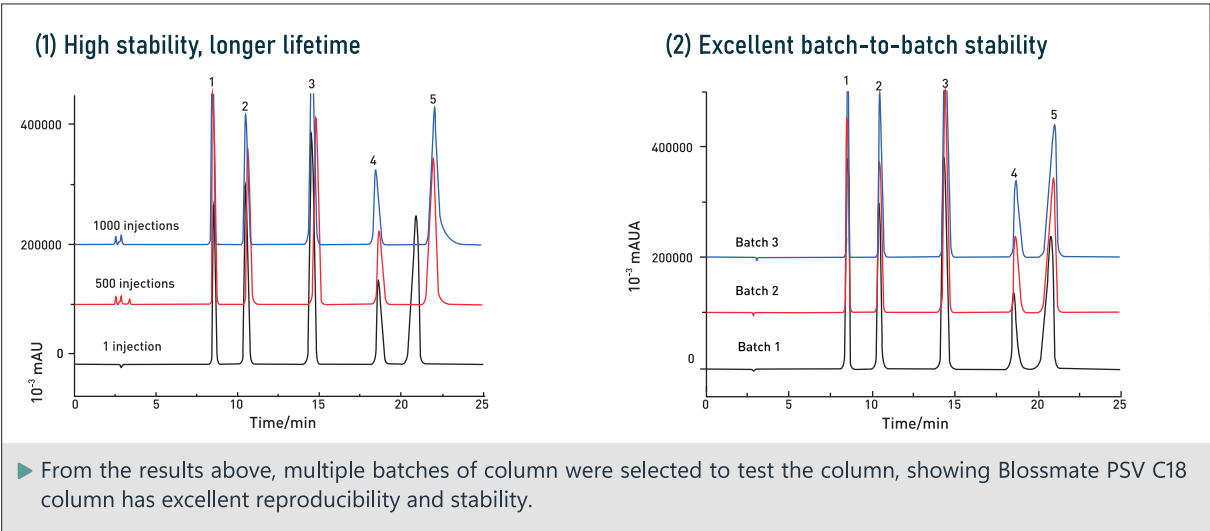
Features

- With strong separation and retention ability, better peak shape, higher column efficiency.
- Remain stable baseline and high sensitivity even under neutral pH condition.
- Suitable for high efficiency separation columns by LC-MS.

Five food additives



Note: When the Blossmate® PSV C18 column is used for the determination of five kinds of food additives, in order to ensure the resolution and the life of the column, the proportion of the water phase in the mobile phase shall not be less than 7%.



Ordering Information—Blossmate® PSV C18

P/N	Particle Size	Specification
00605-21041	5μm	4.6×150mm
00605-21043	5μm	4.6×250mm

Blossmate® PSV C18 Plus

— the next generation dedicated column for preservatives

Why is the preservative testing so harmful to HPLC columns?

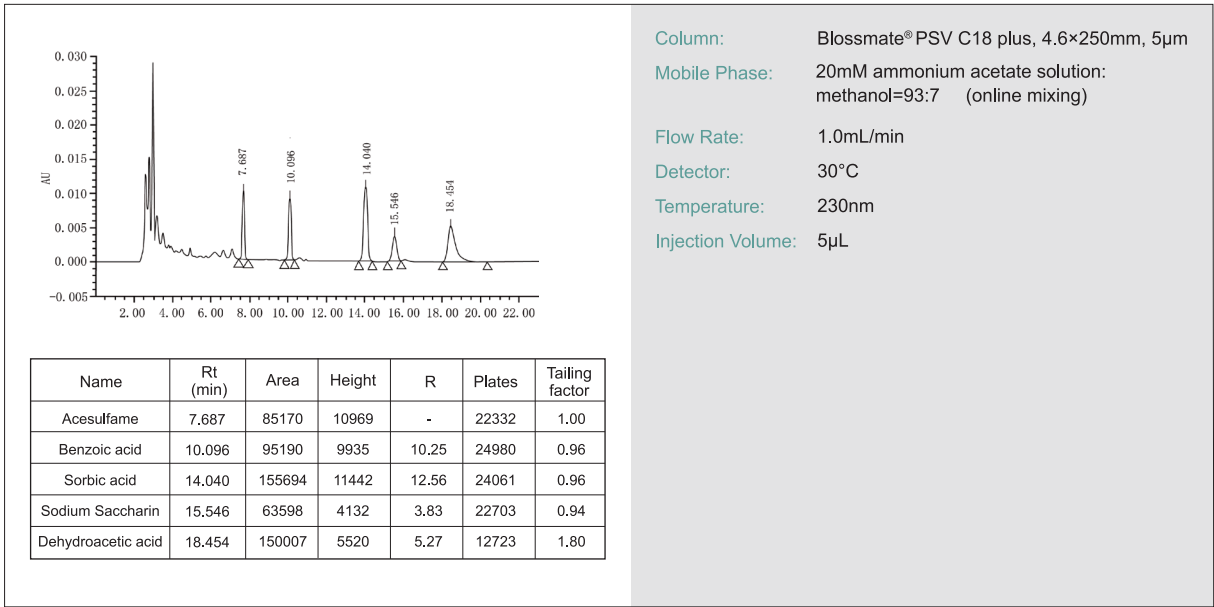
Complex sample matrix but simple pretreatment.

There are many kinds of food on the market, juice, biscuits, cakes, soy sauce, meat.....basically all of them contain preservatives. But for so many kinds of samples, same pretreatment method is used, which leads to a large amount of small molecular impurities and particulate matter are existed in the test samples, which can easily contaminate the column, resulting in a rapid decline in the column performance.

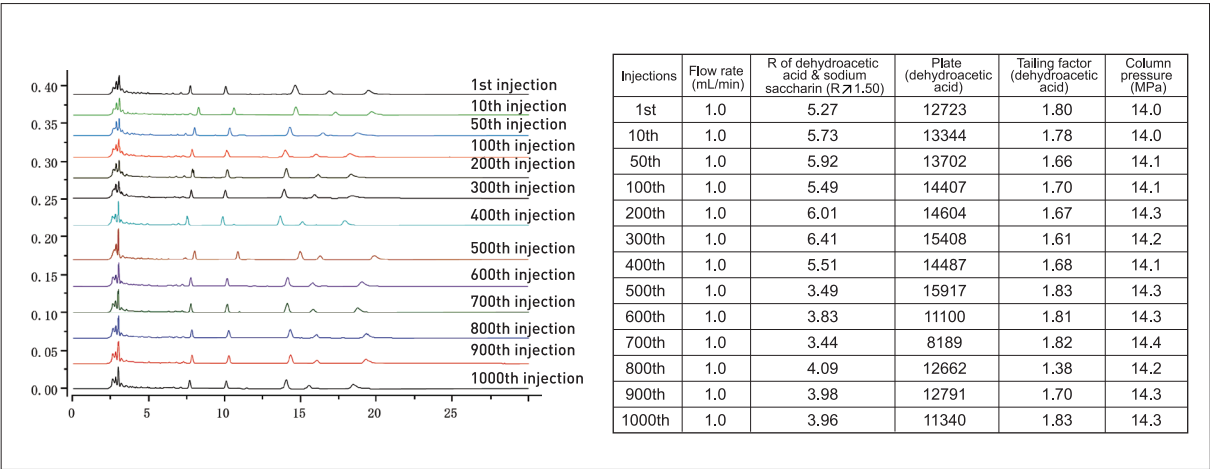


To resolve this problem, Welch launched Blossmate PSV Plus Column to meet your requirements of preservative testing. Blossmate PSV C18 Plus column adopts the integrated design of the guard column and the analytical column. An integrated guard column is added at the front end of the analytical column to protect the analytical column in all directions. At the same time, the dead volume is small, and the replacement of the cartridge is convenient.

Analysis of Five Food Additives



Service Life Experiment



Ordering Information—Blossmate® PSV C18 Plus

P/N	Specification
00607-21441	4.6×150mm, 5µm
00607-21443	4.6×250mm, 5µm
00808-04143	Cartridge: 4.6×10mm, 5µm, 120Å

Blossmate® SAX

Blossmate® SAX column can be used under the condition of high flow rate and high pressure. It is compatible with ionic strength change of various mobile phase to achieve fast equilibrium and suitable for the separation and purification of polar small molecules and other biological macromolecules compounds, such as glyphosate, nucleotides, proteins and peptides.

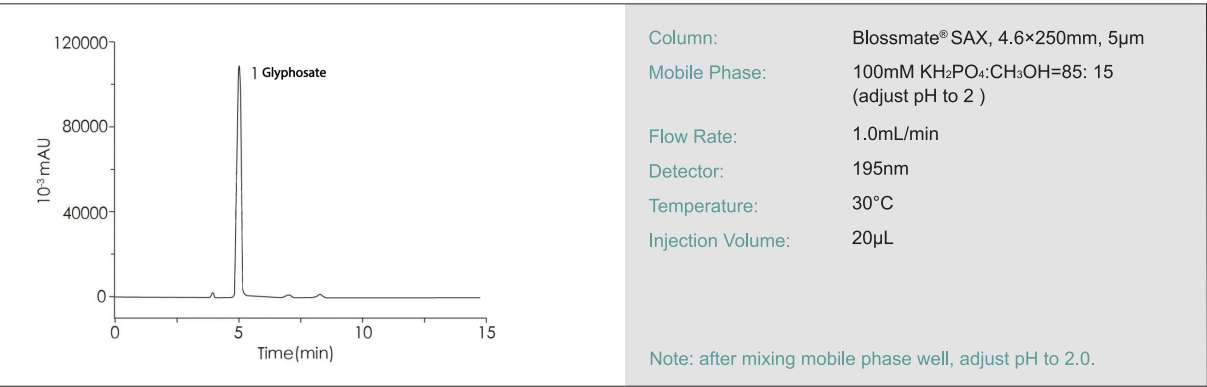
Features

- Based on ultra pure spherical silica gel, bonded quaternary ammonium functional group with high density and high mechanical strength.
- Remain stable baseline and high sensitivity even under neutral pH condition.
- Compatible with organic solvent and mobile phase of buffer salts, remain stable chromatographic properties.
- Comply with the standard of determination of glyphosate, excellent batch to batch stability and long lifetime, ensuring efficient analysis properties.

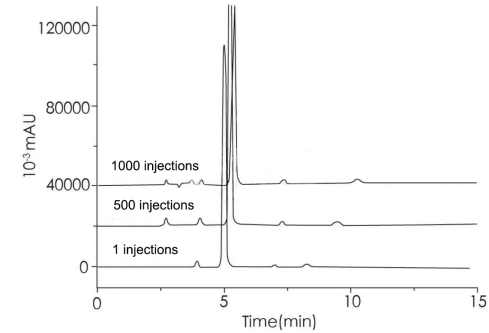
Specifications

Bonded phase	Quaternary ammonium functional group	Surface Area(m ² /g)	300(120Å)
pH Range	2.0-8.0	Carbon Loading(%)	6.5(120Å)
Particle Size	5µm	USP List	L14
Endcapped	No		

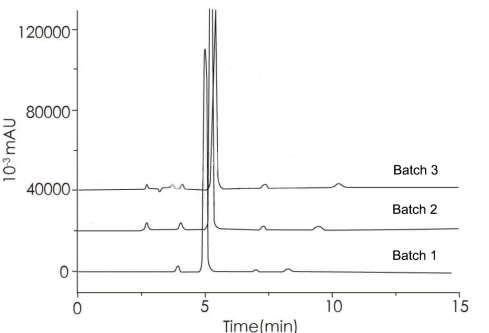
Glyphosate



(1) High stability, longer lifetime



(2) Excellent batch-to-batch stability



► From the results above, multiple batches of column were selected to test the column, showing Blossmate SAX column has excellent reproducibility and stability.

Ordering Information—Blossmate® SAX

P/N	Particle Size	Specification
00606-21041	5µm	4.6×150mm
00606-21043	5µm	4.6×250mm

Blossmate® C4

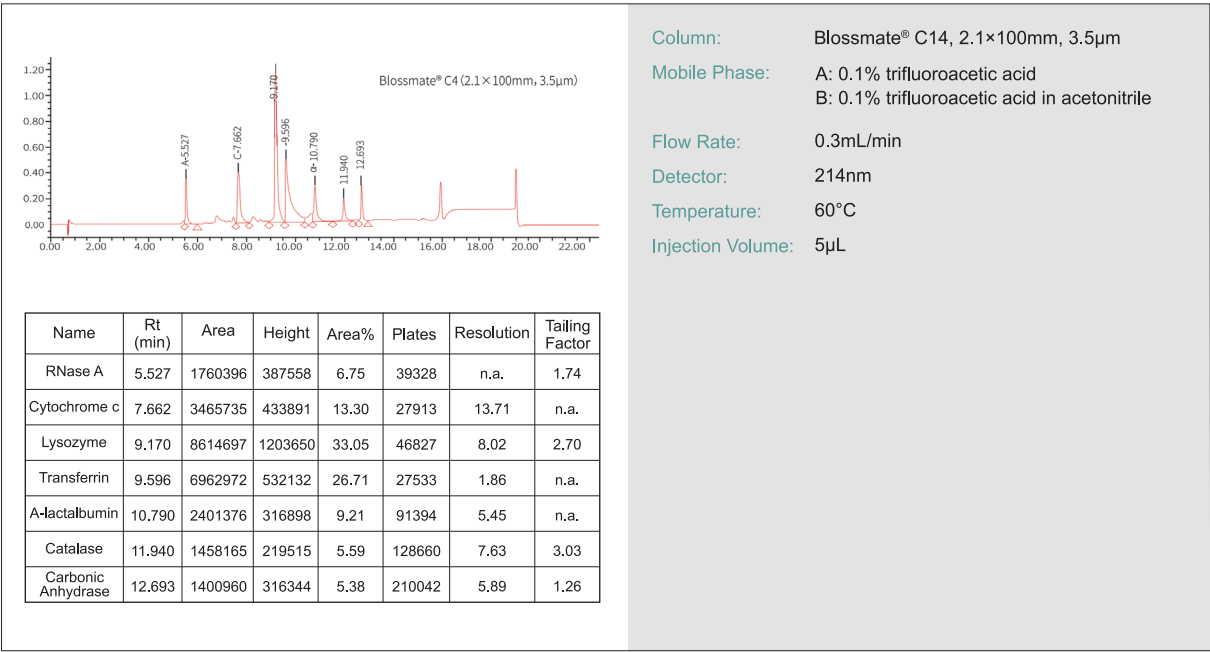
Welch Materials has launched a new Blossmate® C4 column, which fully meets the needs of detecting various biological samples, and provides customers with a HPLC column with higher accuracy, faster peak output, lower cost and a wider range of protein measurement.

Features

- Higher Accuracy: Porous particle silica packing (3.5µm) with large pore size (450Å) to improve protein resolution.
- Faster peak times: Compared to columns packed with the same size fully porous particles, the analysis time is shorter.
- Lower cost: Stable porous layer packed bed and 2µm inlet frit prevent inlet clogging, thus extending column life.
- Wider testing range: measurable protein molecular weight 12kDa-250kDa.

Name	Bonded Phase	Particle Size	Pore Size	Specific Surface Area	Carbon load	pH Stability	Endcapped
Blossmate® C4	Butylsilane	3.5µm	450Å	15m²/g	0.5%	1.5-10.0	Yes

Separation of Seven Proteins on Blossmate® C4 Column



Ordering Information—Blossmate® C4

Name	P/N	Specification
Blossmate® C4	00608-31010	2.1×50mm, 3.5µm
Blossmate® C4	00608-31012	2.1×100mm, 3.5µm

Blossmate® Phenyl

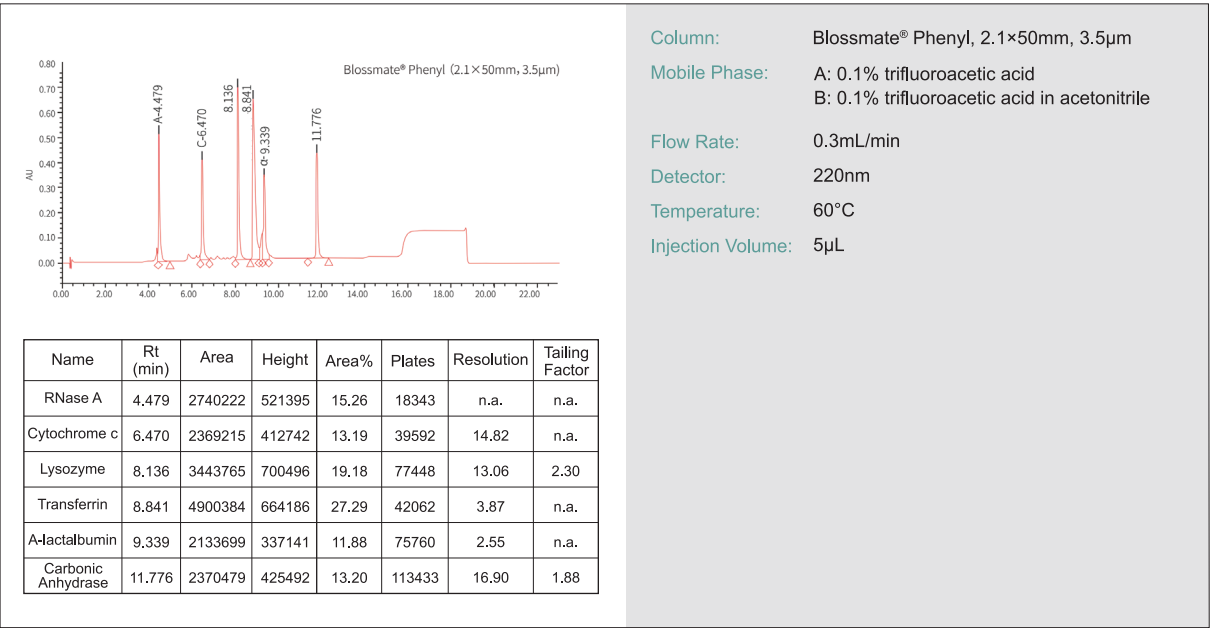
Welch Materials has launched a new Blossmate® Phenyl column to fully meet the needs of detecting various biological samples, providing customers with higher accuracy, faster peak output, lower cost and a wider range of protein measurement columns.

Features

- Higher Accuracy: Porous particle silica packing (3.5µm) with large pore size (450Å) to improve protein resolution.
- Faster peak times: Compared to columns packed with the same size fully porous particles, the analysis time is shorter.
- Lower cost: Stable porous layer packed bed and 2µm inlet frit prevent inlet clogging, thus extending column life.
- Wider testing range: measurable protein molecular weight 12kDa-250kDa.

Name	Bonded Phase	Particle Size	Pore Size	Specific Surface Area	Carbon load	pH Stability	Endcapped
Blossmate® Phenyl	Phenylsilane	3.5µm	450Å	15m²/g	1.0%	1.5-10.0	Yes

Separation of Six Proteins on Blossmate® Phenyl Column



Ordering Information—Blossmate® Phenyl

Name	P/N	Specification
Blossmate® Phenyl	00609-31010	2.1×50mm, 3.5µm
Blossmate® Phenyl	00609-31012	2.1×100mm, 3.5µm

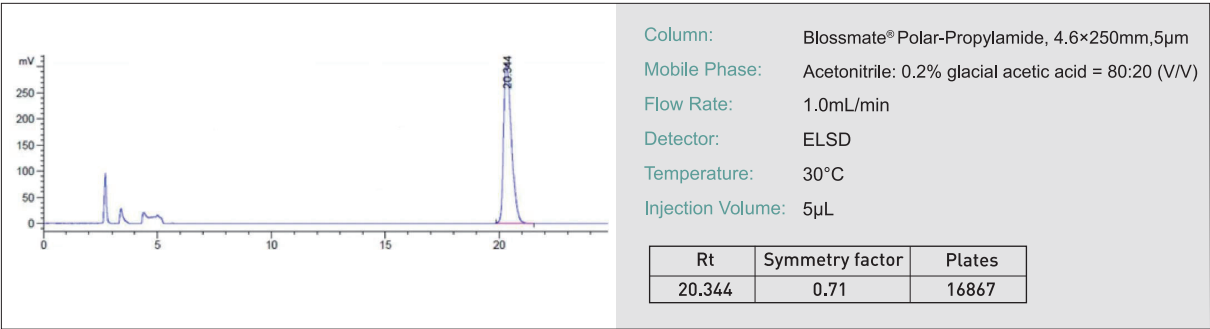
Blossmate® Polar-Propylamide

Blossmate® Polar-Propylamide column is a high-end series hydrophilic (HILIC) column designed to achieve the separation of large polar drug molecules. Based on ultra high purity and high mechanical strength spherical silica gel, the packing materials effectively bonded the polar propyl amide group. As a new generation of Leonurus dedicated column, its results can meet the test requirements of Chinese Pharmacopoeia I for Leonurus content determination while ensuring excellent reproducibility.

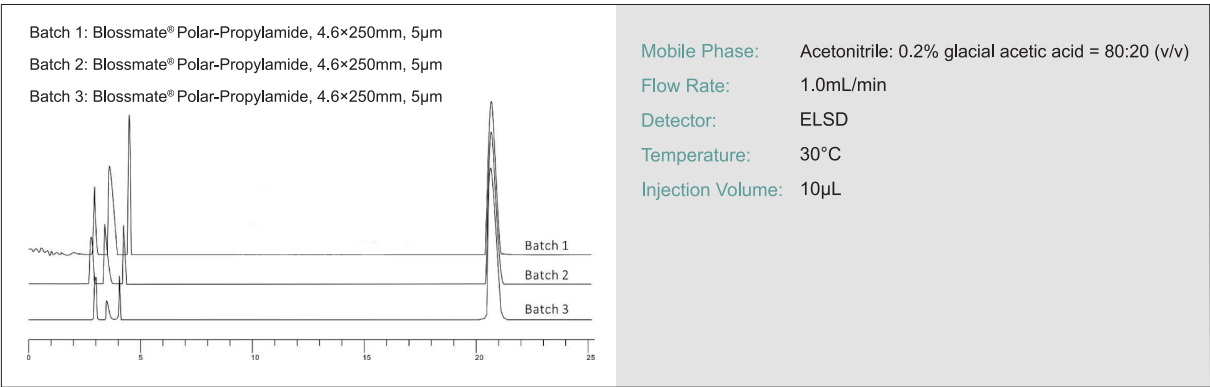
Specifications

Bonded phase	Polar propyl amide group	Surface Area(m²/g)	300(120Å)
pH Range	2.0-8.0	Carbon Loading(%)	7(120Å)
Particle Size	5µm	USP List	L68
Endcapped	N/A		

Systematic adaptability



Batch to batch stability




From the results above, multiple batches of column were selected to test the hydrothorax hydrochloride, showing Blossmate Polar-Propylamide column has excellent reproducibility and stability.

Ordering Information—Blossmate® Polar-Propylamide

P/N	Particle size	Specification
00604-21041	5µm	4.6×150mm
00604-21043	5µm	4.6×150mm

09.
UHPLC COLUMN



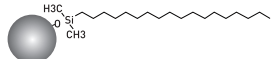
UHPLC COLUMN

Welch also offers Ultisil® UHPLC (1.8µm) columns. With high column efficiency and good lot-to-lot reproducibility, Ultisil® UHPLC can generate high quality data, decreasing the probability of repeated sample analyses while reducing the consumption of solvent at the same time. Ultisil® UHPLC series offer a variety of bonded phases, specified guard columns and pre-columns for the users to design and realize faster and more environmentally friendly chromatography applications with higher resolution.

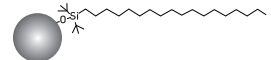
Features

- Ultra resolution: same resolution as or better than that of conventional column which has more packing materials.
- Ultra speed: UHPLC offers more information per unit time and higher speed owing to its smaller particles.
- Sensitivity: higher N, narrower peak width (W), higher peak height. The system sensitivity of 1.8µm UHPLC is 70% and 40% higher than that of conventional column of 5µm and 3.5µm packings, respectively.

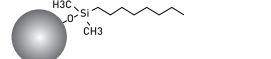
Ultisil® UHPLC XB-C18

Structural Formula	
pH Range	1.5-10.0
Particle Size	1.8µm
Surface Area(m²/g)	320(120Å)
Carbon Loading(%)	17(120Å)
USP List	L1
Endcapped	Yes

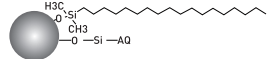
Ultisil® UHPLC LP-C18

Structural Formula	
pH Range	0.5-8.0
Particle Size	1.8µm
Surface Area(m²/g)	320(120Å)
Carbon Loading(%)	10(120Å)
USP List	L1
Endcapped	No

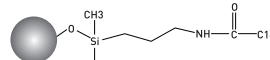
Ultisil® UHPLC XB-C8

Structural Formula	
pH Range	1.5-10.0
Particle Size	1.8µm
Surface Area(m²/g)	320(120Å)
Carbon Loading(%)	12(120Å)
USP List	L7
Endcapped	Yes

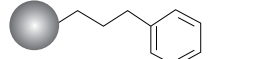
Ultisil® UHPLC AQ-C18

Structural Formula	
pH Range	1.5-10.0
Particle Size	1.8µm
Surface Area(m²/g)	320(120Å)
Carbon Loading(%)	12(120Å)
USP List	L1
Endcapped	Yes

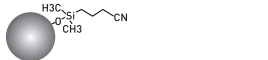
Ultisil® UHPLC Polar-RP

Structural Formula	
pH Range	1.5-10.0
Particle Size	1.8µm
Surface Area(m²/g)	320(120Å)
Carbon Loading(%)	18(120Å)
USP List	L1
Endcapped	Yes


Ultisil® UHPLC XB-Phenyl

Structural Formula	
pH Range	1.5-10.0
Particle Size	1.8µm
Surface Area(m²/g)	320(120Å)
Carbon Loading(%)	13(120Å)
USP List	L11
Endcapped	Yes

Ultisil® UHPLC XB-CN

Structural Formula	
pH Range	1.5-9.0
Particle Size	1.8µm
Surface Area(m²/g)	320(120Å)
Carbon Loading(%)	8(120Å)
USP List	L10
Endcapped	Yes

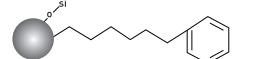
Ultisil® UHPLC HILIC

Structural Formula	
pH Range	2.0-8.0
Particle Size	1.8µm
Surface Area(m²/g)	320(120Å)
Carbon Loading(%)	N/A
USP List	L3
Endcapped	No

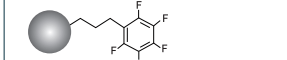
Ultisil® UHPLC Amide

pH Range	2.0-8.0
Particle Size	1.8µm
Surface Area(m²/g)	320(120Å)
Carbon Loading(%)	6(120Å)
USP List	L68
Endcapped	N/A

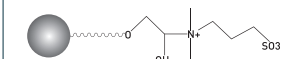
Xtimate® UHPLC Phenyl-hexyl

Structural Formula		Carbon Loading(%)	12(120Å)
pH Range	1.0-12.5	USP List	L11
Particle Size	1.8µm	Endcapped	Yes
Surface Area(m²/g)	320(120Å)		

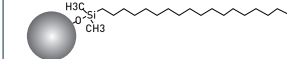
Ultisil® UHPLC PFP

Structural Formula	
pH Range	1.5-10.0
Particle Size	1.8µm
Surface Area(m²/g)	320(120Å)
Carbon Loading(%)	10(120Å)
USP List	L11/L43
Endcapped	Yes

Ultisil® UHPLC HILIC Amphion II

Structural Formula	
pH Range	2.0-8.0
Particle Size	1.8µm
Surface Area(m²/g)	320(120Å)
Carbon Loading(%)	5(120Å)
USP List	L114
Endcapped	N/A

Xtimate® UHPLC C18

Structural Formula	
pH Range	1.0-12.5
Particle Size	1.8µm
Surface Area(m²/g)	320(120Å)
Carbon Loading(%)	14(120Å)
USP List	L1
Endcapped	Yes

Column Packing Features

- 1. Unique column packing technique
- 2. Withstand ultra-high pressure of UHPLC instruments

Hardware Features

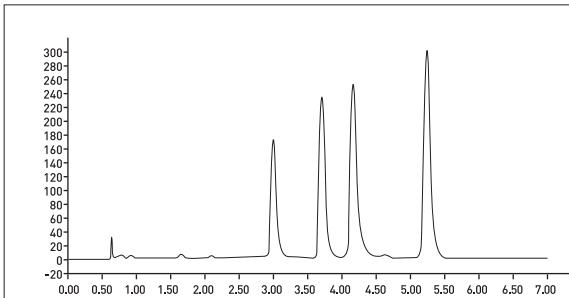
New design
Low dead volume
New special frit



Packing Materials Features

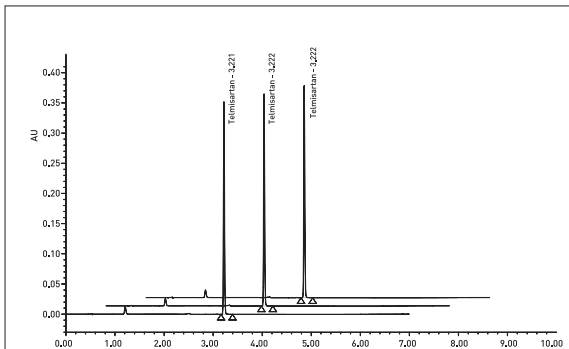
- 1. High efficiency 1.8μm particles
- 2. High column efficiency and excellent strength
- 3. Variety of bonding chemistries
- 4. Stable column bed, highest pressure: 15000psi

Analysis of Aflatoxin



Column: Ultisil® UHPLC XB-C18, 2.1×100mm, 1.8μm
Mobile Phase: Methanol/acetonitrile/water=18/18/64
Flow Rate: 0.35mL/min
Detector: FLD Excitation:365 nm Emission:450 nm
Temperature: 35°C
Injection Volume: 2μL
Instrument: Waters UPLC
Samples in Order: G2, G1, B2, B1

Analysis of Telmisartan Tablets



Sample Name	Rt	Area	USP Theoretical Plate Number
Telmisartan	3.222	487938	126585
Telmisartan	3.222	487646	126607
Telmisartan	3.222	488317	126791

Inline Filter for UHPLC

	P/N	Description
	00808-01221	UltraShield inline Filter, SS, 0.5μm stainless steel frit, 15000psi
	00808-01222	Direct Connect Precolumn inline Filter, with 0.2μm Replacement Frits×5, 18000 psi
	00808-UF020	Replaceable frits (0.2μm)

Ordering Information—1.8μm UHPLC column

Particle Size	ID (mm)	Column Length (mm)					Guard Cartridge	Cartridge Holder
		30	50	75	100	150		
Ultisil XB-C18	2.1	H00201-11009	H00201-11010	H00201-11011	H00201-11012	H00201-11014	HU808-201-25	00808-01109
	3.0	H00201-11018	H00201-11019	H00201-11020	H00201-11021	H00201-11023	HU808-201-25	00808-01109
	4.6	H00201-11036	H00201-11037	H00201-11038	H00201-11039	H00201-11041	HU808-201-45	00808-01109
Ultisil XB-C8	2.1	H00202-11009	H00202-11010	H00202-11011	H00202-11012	H00202-11014	HU808-202-25	00808-01109
	3.0	H00202-11018	H00202-11019	H00202-11020	H00202-11021	H00202-11023	HU808-202-25	00808-01109
	4.6	H00202-11036	H00202-11037	H00202-11038	H00202-11039	H00202-11041	HU808-202-45	00808-01109
Ultisil AQ-C18	2.1	H00207-11009	H00207-11010	H00207-11011	H00207-11012	H00207-11014	HU808-207-25	00808-01109
	3.0	H00207-11018	H00207-11019	H00207-11020	H00207-11021	H00207-11023	HU808-207-25	00808-01109
	4.6	H00207-11036	H00207-11037	H00207-11038	H00207-11039	H00207-11041	HU808-207-45	00808-01109
Ultisil XB-Phenyl	2.1	H00203-11009	H00203-11010	H00203-11011	H00203-11012	H00203-11014	HU808-203-25	00808-01109
	3.0	H00203-11018	H00203-11019	H00203-11020	H00203-11021	H00203-11023	HU808-203-25	00808-01109
	4.6	H00203-11036	H00203-11037	H00203-11038	H00203-11039	H00203-11041	HU808-203-45	00808-01109
Ultisil LP-C18	2.1	H00208-11009	H00208-11010	H00208-11011	H00208-11012	H00208-11014	HU808-208-25	00808-01109
	3.0	H00208-11018	H00208-11019	H00208-11020	H00208-11021	H00208-11023	HU808-208-25	00808-01109
	4.6	H00208-11036	H00208-11037	H00208-11038	H00208-11039	H00208-11041	HU808-208-45	00808-01109
Ultisil Polar-RP	2.1	H00215-11009	H00215-11010	H00215-11011	H00215-11012	H00215-11014	HU808-215-25	00808-01109
	3.0	H00215-11018	H00215-11019	H00215-11020	H00215-11021	H00215-11023	HU808-215-25	00808-01109
	4.6	H00215-11036	H00215-11037	H00215-11038	H00215-11039	H00215-11041	HU808-215-45	00808-01109
Ultisil HILIC	2.1	H00200-11009	H00200-11010	H00200-11011	H00200-11012	H00200-11014	HU808-209-25	00808-01109
	3.0	H00200-11018	H00200-11019	H00200-11020	H00200-11021	H00200-11023	HU808-209-25	00808-01109
	4.6	H00200-11036	H00200-11037	H00200-11038	H00200-11039	H00200-11041	HU808-209-45	00808-01109
Xtimate C18	2.1	00101-01009	00101-01010	00101-01011	00101-01012	00101-01014	U808-101-25	00808-01109
	3.0	00101-01018	00101-01019	00101-01020	00101-01021	00101-01023	U808-101-25	00808-01109
	4.6	00101-01036	00101-01037	00101-01038	00101-01039	00101-01041	U808-101-45	00808-01109
Ultisil XB-CN	2.1	H00205-01009	H00205-01010	H00205-01011	H00205-01012	H00205-01014	HU808-205-25	00808-01109
	3.0	H00205-01018	H00205-01019	H00205-01020	H00205-01021	H00205-01023	HU808-205-25	00808-01109
	4.6	H00205-01036	H00205-01037	H00205-01038	H00205-01039	H00205-01041	HU808-205-45	00808-01109
Ultisil PFP	2.1	H00224-01009	H00224-01010	H00224-01011	H00224-01012	H00224-01014	HU808-216-25	00808-01109
	3.0	H00224-01018	H00224-01019	H00224-01020	H00224-01021	H00224-01023	HU808-216-25	00808-01109
	4.6	H00224-01036	H00224-01037	H00224-01038	H00224-01039	H00224-01041	HU808-216-45	00808-01109
Ultisil HILIC Amphion II	2.1	H00274-01009	H00274-01010	H00274-01011	H00274-01012	H00274-01014	HU808-274-25	00808-01109
	3.0	H00274-01018	H00274-01019	H00274-01020	H00274-01021	H00274-01023	HU808-274-25	00808-01109
	4.6	H00274-01036	H00274-01037	H00274-01038	H00274-01039	H00274-01041	HU808-274-45	00808-01109
Ultisil Amide	2.1	H00240-01009	H00240-01010	H00240-01011	H00240-01012	H00240-01014	HU808-240-25	00808-01109
	3.0	H00240-01018	H00240-01019	H00240-01020	H00240-01021	H00240-01023	HU808-240-25	00808-01109
	4.6	H00240-01036	H00240-01037	H00240-01038	H00240-01039	H00240-01041	HU808-240-45	00808-01109
Xtimate Phenyl-hexyl	2.1	00104-01009	00104-01010	00104-01011	00104-01012	00104-01014	U808-102-25	00808-01109
	3.0	00104-01018	00104-01019	00104-01020	00104-01021	00104-01023	U808-102-25	00808-01109
	4.6	00104-01036	00104-01037	00104-01038	00104-01039	00104-01041	U808-102-45	00808-01109

Don't see your needed size or format? Contact Welch or your local distributor for other dimensions.

10.

COLUMN PROTECTION



COLUMN PROTECTION








Guard Column	Pre-Column Inline Filter
1. Between injector and analytical column. 2. All have column holders.	
3. All have frit to retain solid particles.	
Packing materials inside a Guard Column cartridge.	Filter inside a Pre-column.
Remove strongly adsorbed sample components.	Trap particulate matter from the fluid path, but does not remove sample components or contaminants.
Internal diameters should match as closely as possible and packing material should be of the same particle size and chemistry as the analytical column	1) Can be used with other brands of columns 2) Designed to be wholly disposable or has replaceable filters in a re-useable holden

General Guard Column Kit(e.g. Ultisil XB-C18, 4.6×10mm)

1. Peek tube 2. Peek fitting 3. Cartridge 4-5. Guard Column Holder

P/N	Description	Piece
H00808-01101	Stand Alone Analytical Guard Holder (φ: 4.6mm, 7000psi)	1
H00808-04001	Ultisil® XB-C18, Cartridge: 5µm, 120Å, 4.6×10mm	2
00808-01301	1/16" Peek Tube, 7cm Length	1
00808-01303	PEEK Fitting, for 1/16" OD tubing	2

Picture	Description	Configuration	P/N	Instrument
	ColumnShield Precolumn Filter, PEEK, 0.5µm Ti frit, 5000psi	ColumnShield Precolumn Filter, PEEK×1	00808-01220	HPLC
	In-Line Precolumn Filter Holder, 6000psi	In-Line Precolumn Filter holder×1	00808-01201-1	
	Analytical Replacement Frits, 2µm	Analytical Replacement Frits, 2µm×1	00808-01202	
	Analytical Replacement Frits, 0.5µm	Analytical Replacement Frits, 0.5µm×1	00808-01203	
	In-Line Precolumn Filter Holder Kit (2µm)	In-Line Precolumn Filter holder, 6000 psi×1 Analytical Replacement Frits, 2µm×2 1/16" Peek Tube, 7 cm Length×1 PEEK Fitting, for 1/16" OD tubing×2	00808-01201	
	In-Line Precolumn Filter Holder Kit (0.5µm)	In-Line Precolumn Filter holder, 6000 psi×1 Analytical Replacement Frits, 0.5µm×2 1/16" Peek Tube, 7cm Length×1 PEEK Fitting, for 1/16" OD tubing×2	00808-01201-05	

Picture	Description	Configuration	P/N	Instrument
	UltraShield Precolumn Filter, SS, 0.5µm stainless steel frit, 15000psi	Column Shield Precolumn Filter, SST×1, 5/16"solid wrench×1	00808-01221	UHPLC Core-shell
		Column Shield Precolumn Filter, SST, Waters Port×1, 5/16"solid wrench×1	00808-01201-W	
	Direct Connect Precolumn Filter, with 0.2µm Replacement Frits×5, 18000psi	Direct Connect Precolumn Filter×1 0.2µm UHPLC Replacement Frits×5 3/8" solid wrench×2	00808-01222	
	UHPLC Replacement Frits, 0.2µm	0.2 µm UHPLC Replacement Frits×1	00808-UF020	
	Stand Alone Analytical Guard Holder (φ: 4.6 mm, 7000psi)	Stand Alone Analytical Guard Holder×1	00808-01101	HPLC
	Stand Alone NarrowBore Guard Holder (φ: 2.1 mm, 7000psi)	Stand Alone Narrow Bore Guard Holder×1	00808-01107	
	Direct Connect Analytical Guard Holder (φ: 4.6 mm, 7000psi), compatible with Parker, Valco, Waters columns	Direct Connect Analytical Guard Holder×1 1/4" solid wrench×1	00808-01108	
	Holder: 316L Stainless Steel PEEK Ferrule,15000psi 5mm UHPLC Cartridges	Direct Connect UHPLC Analytical Guard Holder×1, 7/16"solid wrench×2	00808-01109	UHPLC Core-shell

Guard Column Cartridges

Phase	Xtimate Guard Column Cartridges				
	3µm, 2.1x10mm [Cartridges]	5µm, 2.1x10mm [Cartridges]	3µm, 4.6x10mm [Cartridges]	5µm, 4.6x10mm [Cartridges]	10µm, 4.6x10mm [Cartridges]
C18	00808-23101	00808-24101	00808-03101	00808-04101	00808-05101
C8	00808-23102	00808-24102	00808-03102	00808-04102	00808-05102
Phenyl-Hexyl	00808-23106	00808-24106	00808-03106	00808-04106	-
C4	00808-23103	00808-24103	00808-03103	00808-04103	-
CN	-	00808-24105	-	00808-04105	-
Polar-RP	-	00808-24111	-	00808-04152	-
Lactose-NH ₂	-	00808-24110	-	00808-04151	-
XB-SCX	-	00808-24112	-	00808-04153	-

Phase	Topsil Guard Column Cartridges			
	3µm, 2.1x10mm [Cartridges]	5µm, 2.1x10mm [Cartridges]	3µm, 4.6x10mm [Cartridges]	5µm, 4.6x10mm [Cartridges]
C18	00808-23301	00808-24301	00808-03301	00808-04301
C8	00808-23302	00808-24302	00808-03302	00808-04302
Phenyl-Hexyl	00808-23305	00808-24305	00808-03305	00808-04305
CN	-	00808-24304	-	00808-04304
NH ₂	-	00808-24303	-	00808-04303
Silica	-	00808-24306	-	00808-04306
HILIC-NH ₂	-	00808-24307	-	00808-04307

Phase	Ultisil Guard Column Cartridges				
	3µm, 2.1x10mm [Cartridges]	5µm, 2.1x10mm [Cartridges]	3µm, 4.6x10mm [Cartridges]	5µm, 4.6x10mm [Cartridges]	10µm, 4.6x10mm [Cartridges]
XB-C18	H00808-23001	H00808-24001	H00808-03001	H00808-04001	H00808-05001
XB-C8	H00808-23002	H00808-24002	H00808-03002	H00808-04002	H00808-05002
XB-Phenyl	H00808-23006	H00808-24006	H00808-03006	H00808-04006	H00808-05006
XB-C4	H00808-23011	H00808-24008	H00808-03030	H00808-04008	H00808-05008
XB-C1	-	H00808-24023	-	H00808-04026	-
XB-CN	H00808-23005	H00808-24005	H00808-03005	H00808-04005	H00808-05005
SiO ₂	H00808-23007	H00808-24007	H00808-03007	H00808-04007	H00808-05007
Diol	H00808-23020	H00808-24020	H00808-03020	H00808-04020	H00808-05020
XB-NH ₂	H00808-23004	H00808-24004	H00808-03004	H00808-04004	H00808-05004
XB-SAX	H00808-23008	H00808-24009	H00808-03008	H00808-04009	H00808-05009
XB-SCX	H00808-23012	H00808-24011	H00808-03033	H00808-04011	H00808-05011
XB-C30	H00808-23013	H00808-24024	H00808-03035	H00808-04035	H00808-05013
AQ-C18	H00808-23003	H00808-24003	H00808-03003	H00808-04003	H00808-05003
LP-C18	H00808-23014	H00808-24015	H00808-03010	H00808-04015	H00808-05014
LP-C8	H00808-23015	H00808-24012	H00808-03011	H00808-04012	-
LP-AQ	-	H00808-24026	-	H00808-04042	-
LP-CN	-	H00808-24027	-	H00808-04049	-
LP-C3	-	H00808-24028	-	H00808-04050	-
Plus C18	H00808-23024[3.5µm]	H00808-24029	H00808-03036[3.5µm]	H00808-04036	-
ALK C18	-	H00808-24030	-	H00808-04033	-
ODS-3	H00808-23016	H00808-24031	H00808-03031	H00808-04043	-
PG-C18	-	-	-	H00808-04045	-
XS-C18	H00808-23017	H00808-24033	H00808-03034	H00808-04046	-
PAH	H00808-23018	H00808-24010	H00808-03012	H00808-04010	-
Polar-RP	H00808-23009	H00808-24017	H00808-03009	H00808-04017	H00808-05015
Phenyl-Ether	-	H00808-24034	-	H00808-04028	-
PFP	H00808-23019	H00808-24035	H00808-03024	H00808-04024	-
F-C8	H00808-23021	H00808-24036	H00808-03023	H00808-04038	-
HILIC Silica	H00808-23023	H00808-24037	H00808-03026	H00808-04044	H00808-05016
HILIC NH ₂	H00808-23022	H00808-24038	H00808-03025	H00808-04047	H00808-05017
HILIC Amide	H00808-23010	H00808-24025	H00808-03021	H00808-04025	H00808-05018
HILIC Amphion II	-	H00808-24039	-	H00808-04029	-
Amino Acid	-	H00808-24040	-	H00808-04023	-
MM C18/SCX	-	H00808-24032	-	H00808-04032	-
MM NH ₂ /CN	-	H00808-24041	-	H00808-04037	-
Cellu-D	-	H00808-24042	-	H00808-04014	H00808-05021
Cellu-DR	-	H00808-24042-R	-	H00808-04014-R	H00808-05021-R
Amy-D	-	H00808-24043	-	H00808-04040	H00808-05022
Amy-DR	-	H00808-24043-R	-	H00808-04040-R	H00808-05022-R
Cellu-J	-	H00808-24044	-	H00808-04039	H00808-05023
Cellu-JR	-	H00808-24044-R	-	H00808-04039-R	H00808-05023-R
Amy-S	-	H00808-24045	-	H00808-04041	H00808-05024
Amy-SR	-	H00808-24045-R	-	H00808-04041-R	H00808-05024-R

	Welchrom Guard Column Cartridges	
Phase	5µm, 2.1×10mm	5µm, 4.6×10mm
C18	00808-24201	00808-04201
C8	00808-24202	00808-04202

Specification	Boltimate Guard Column Cartridges			
	Column ID (mm)	2.1×5.0mm	Column ID (mm)	4.0×5.0mm
Boltimate C18	2.0-3.0	U808-960-25	3.2-8.0	U808-960-45
Boltimate Phenyl- Hexyl		U808-961-25		U808-961-45
Boltimate EXT-C18		U808-962-25		U808-962-45
Boltimate EXT-PFP		U808-963-25		U808-963-45
Boltimate HILIC		U808-964-25		U808-964-45
Boltimate LP-C18		U808-965-25		U808-965-45
Boltimate C8		U808-966-25		U808-966-45
Boltimate Phenyl		U808-967-25		U808-967-45

Specification	UHPLC Guard Column Cartridges			
	Column ID (mm)	2.1×5.0mm	Column ID (mm)	4.0 ×5.0mm
Ultisil UHPLC XB-C18	2.0-3.0	HU808-201-25	3.2-8.0	HU808-201-45
Ultisil UHPLC AQ-C18		HU808-207-25		HU808-207-45
Ultisil UHPLC XB-C8		HU808-202-25		HU808-202-45
Ultisil UHPLC XB-Phenyl		HU808-203-25		HU808-203-45
Ultisil UHPLC Polar-RP		HU808-215-25		HU808-215-45
Ultisil UHPLC LP-C18		HU808-208-25		HU808-208-45
Ultisil UHPLC HILIC		HU808-209-25		HU808-209-45
Xtimate UHPLC C18		U808-101-25		U808-101-45
Ultisil UHPLC XB-CN		HU808-205-25		HU808-205-45
Ultisil UHPLC PFP		HU808-216-25		HU808-216-45
Ultisil UHPLC HILIC Amphion II		HU808-274-25		HU808-274-45
Ultisil UHPLC Amide		HU808-240-25		HU808-240-45
Xtimate UHPLC Phenyl-hexyl		U808-102-25		U808-102-45

P/N	Description
00808-01301	1/16"Peek Tube, 7cm Length
00808-01303	PEEK Fitting, for 1/16" OD tubing
00808-01308	PEEK Ferrule, for 1/16" OD tubing
3/9-7/16-sw	1/4"-5/16"solid wrench
3/9-7/16-sw	3/8"-7/16"solid wrench



MULTI-BATCH HPLC COLUMN

—Multi-batch column combinations suitable for analytical method development and validation

Analytical method validation is essential to demonstrate the quality, reliability and consistency of a developed chemical drug or biologic. Proper validation methods provide documented proof of method performance and specify ongoing measures to ensure quality monitoring of method life. However, insufficient method validation remains an important issue in drug development and manufacturing. Improper execution can result in product approval delays, incomplete API (Active Pharmaceutical Ingredient) development, or regulatory delays in commercialization.

During the method development process, experienced chromatographers realize that any method developed using a uniquely selective column must be easily transferable and reproducible in the laboratory, while being independent of the LC system used.

Different batches of columns to escort your method validation

The Welch Materials Multi-Lot HPLC Column kit contains three different lots of columns. The column uses ultra-high-purity spherical silica as the matrix, and is bonded with high-density alkyl functional groups, which has stable selectivity and column efficiency, and is an ideal choice for your method development and validation.

Name	Inner diameter (mm)	Column length (mm)	Particle size (μm)	Pore size (Å)	Carbon load	Specific surface area (m²/g)	End capping	pH range
Ultisil XB-C18	4.6	250	5	120	17%	320	Yes	1.5-10.0
Xtimate C18	4.6	250	5	120	14%	320	Yes	1.0-12.5
Ultisil LP-C18	4.6	250	5	120	10%	320	Yes	1.5-10.0
Welchrom C18	4.6	250	5	120	19%	320	Yes	0.5-8.0
Ultisil ODS-3	4.6	250	5	100	15%	380	Yes	1.5-10.0
Ultisil Plus C18	4.6	250	5	130	10%	160	Yes	2.0-8.0
Ultisil Polar RP	4.6	250	5	120	18%	320	Yes	1.5-10.0

Each Multi-Lot HPLC Column kit has passed strict quality control and validation to ensure stable consistency between columns, and is suitable for column selection and method development of different pH mobile phase conditions and samples with different properties.


Ordering Information—Multi-Batch HPLC Column

Name	P/N	Specifications
Ultisil XB-C18	HK201-31043-3P	Ultisil XB-C18, 5μm, 4.6×250mm, 3pk
Xtimate C18	K101-21043-3P	Xtimate C18, 5μm, 4.6×250mm, 3pk
Ultisil LP-C18	HK208-31043-3P	Ultisil LP-C18, 5μm, 4.6×250mm, 3pk
Welchrom C18	K310-02043-3P	Welchrom C18, 5μm, 4.6×250mm, 3pk
Ultisil ODS-3	HK275-31043-3P	Ultisil ODS-3, 5μm, 4.6×250mm, 3pk
Ultisil Plus C18	HK260-31043-3P	Ultisil Plus C18, 5μm, 4.6×250mm, 3pk
Ultisil Polar RP	HK215-31043-3P	Ultisil Polar RP, 5μm, 4.6×250mm, 3pk

*Special instructions: This product does not provide a trial, once sold, it will not be returned.

12.

APPENDIX



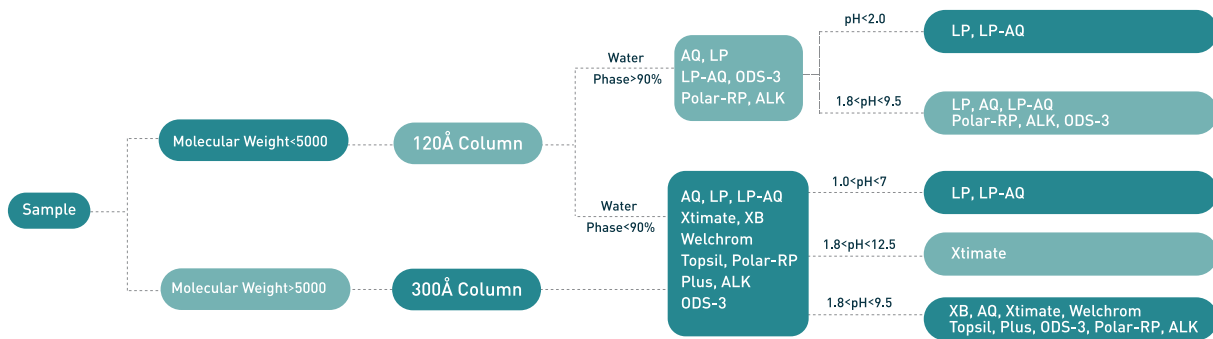
APPENDIX

1. Selection of Analysis Modes

Selection 1



Selection 2



2. Method Development Tool Kit for Pharmaceutical Industry

This kit consists of different columns with different bonding phases and selectivities. Please refer to details below for the application range. Besides columns, the tool kit also includes technical support from Welch technical team throughout the development of methods.

To develop a new method, purpose and requirements of the analysis shall first be confirmed, thus ideal parameters and results can be confirmed. First of all shall be the HPLC mode, which determined normally by following factors:

Factors

- Type and solubility of target compound.
- Molecular weight of target compound.
- Sample matrix.
- Available stationary phases and columns.

*Please select the tool kit based on preliminary analysis of above tips.

The "Universal" Kit

Column	Phase	USP	Dimension	Description	Application Range
Xtimate C18	C18	L1	4.6×250mm 5µm	Organic-inorganic hybridized surface; high chemical stability under high-content buffer salts conditions high pH tolerance (1.0-12.5); Double end-capped, high universality.	First choice for beginning; Great universality; Better peak shape.
Ultisil LP-C18	C18	L1	4.6×250mm 5µm	Side chain steric protection to shield hydroxyl group; No end-capping (pH range 0.5-8.0); High steric hindrance selectivity; 100% water to 0% water and normal reagents applicable; Little loss on MS or ELSD under strong acid conditions.	First choice for mobile phase pH under 2; Strong orthogonality with Xtimate C18 column.
Ultisil XS-C18	C18	L1	4.6×250mm 5µm	Unique high-density bonding, high carbon capacity, double end-capping; high steric hindrance selectivity, strong separation ability for mixture of planar solid structure; applies to separation of structural isomerism.	Strong orthogonality with normal C18 column; First choice for separating isomers.
Ultisil Polar-RP	C18	L1	4.6×250mm 5µm	Polar group embedded in carbon chain of reversed-phase C18 stationary phase, brings good retention and peak symmetry for strong polar and alkalic substances; Embedded polar group enables hydrophilic stationary phase, with better retention of materials not retained on normal C18, and high tolerance to high water content mobile phase.	100% water tolerable; First choice for strong polar substances.
Ultisil XB-Phenyl	Phenyl	L11	4.6×250mm 5µm	Classic reverse-phase bonding phase, provides better selectivity for benzene rings compared to linear alkane bonded phases.	Substance containing benzene rings.
Ultisil PFP	Phenyl	L11	4.6×250mm 5µm	Fluorinated stationary phase, stronger ion exchange and polarity than alkyl stationary phase; Good selectivity for halogen-containing substances and structural isomers.	Separation of positional isomers on phenyl ring; Substance with halogen substituent.
Ultisil XB-NH ₂	NH ₂	L8	4.6×250mm 5µm		First choice for sugar compounds.
Ultisil HILIC SiO ₂	SiO ₂	L3	4.6×250mm 5µm		Most classic bonding phase in HILIC mode.
Ultisil UHPLC XB-C18	C18	L1	2.1×100mm 1.8µm		Ultra high pressure LC, shortening retention time.
Boltimate EXT-C18	C18	L1	3.0×100mm 2.7µm		Low column pressure, high efficiency.

Tool Kits for "Special Application"

"High-Select & Universal" Kit

Contains: Ultisil® XB-C18, Ultisil® LP-C18, Xtimate® C18 Dimension: 4.6×250mm, 5µm (other dimensions also available)

- Applies to method screening, for general chromatographic analysis requirements;
- Suitable for strong polar compounds, acidic, neutral, alkaline substances.

"Extended Selectivity" Kit

Contains: Ultisil®Polar-RP, Ultisil®ALK-C18, Ultisil®XB-CN Dimension: 4.6×250mm,5um(other dimensions also available)

- Applies to method screening, for general chromatographic analysis requirements;
- Applies to strong polar or non-polar compounds and alkalines, with high water ratio conditions.

"Isomer Analysis" Kit

Contains: Ultisil®PFP, Ultisil®PAH, Ultisil®Hilic SiO₂ Dimension: 4.6×250mm,5um(other dimensions also available)

- Applies to isomer mixtures;
- Strong selectivity for ortho, para, meta isomers on indophenol ring and planar solid structure mixtures.

"Hydrophilic Substance Analysis" Kit

Contains: Ultisil® AQ-C18, Ultisil® Polar-RP, Ultisil® LP-C8 Dimension: 4.6×250mm,5um(other dimensions also available)

- Applies to strong polar substance without retention on normal C18, or separation of organic acid mixtures;
- Compatible with 100%-0% water phase mobile phase.

"Bio-samples Analysis" Kit

Contains: Ultisil®LP-C18(300Å), Ultisil®XB-C4(300Å), Ultisil®XB-C8(300Å) Dimension: 4.6×250mm,5um (other dimensions also available)

- Large pore size (300Å), suitable for macromolecules like proteins or peptides etc, providing better interaction with bonded phases;
- Various bonding phases with different retention, applies to retention and separation of proteins and peptides of various molecular sizes.

*For further details about the columns, please refer to user manual attached with each column.

3. Welch HPLC Column Selection by USP Listing

Column	Particle Size	pH Range	Carbon Loading	Surface Area(m²/g)	Endcapped
L1: Octadecyl silane chemically bonded to porous silica or ceramic microparticles, 1.5 to 10 µm in diameter, or a monolithic rod.					
Ultisil XB-C18	3, 5, 10 µm	1.5-10.0	17%(120Å), 8%(300Å)	320(120Å), 90(300Å)	Yes
Ultisil AQ-C18	3, 5, 10 µm	1.5-10.0	12%(120Å)	320(120Å)	Yes
Ultisil LP-C18	3, 5, 10 µm	0.5-8.0	10%(120Å), 5%(300Å)	320(120Å), 90(300Å)	No
Ultisil LP-AQ	5 µm	1.0-8.0	5%(120Å)	320(120Å)	No
Ultisil Polar-RP	3, 5,10 µm	1.5-10.0	18%(120Å)	320(120Å)	Yes
Ultisil AA(Amino Acid)	5 µm	1.5-10.0	17%(120Å)	320(120Å)	Yes
Ultisil Amino Acid Plus	5 µm	1.0-7.0	10%(120Å)	320(120Å)	Yes
Ultisil OAA	5 µm	2.0-8.0	10%(120Å)	320(120Å)	Yes
Ultisil PAH	3, 5 µm	1.5-10.0	22%(120Å)	320(120Å)	Yes
Ultisil ALK C18	5 µm	1.5-10.0	12%(120Å)	320(120Å)	Yes
Ultisil Plus C18	3, 3.5, 5 µm	2.0-8.0	10%(130Å)	160(130Å)	Yes
Ultisil Plus LP-C18	5 µm	0.5-8.0	9%(130Å)	160(130Å)	Yes
Ultisil ODS-3	3, 5 µm	2.0-8.0	15%(100Å)	380(100Å)	Yes
Ultisil XS-C18	3, 5 µm	2.0-10.0	23%(120Å)	320(120Å)	Yes
Ultisil PG-C18	5 µm	2.0-8.0	10%(150Å)	260(150Å)	Yes
Xtimate C18	3, 5, 10 µm	1.0-12.5	14%(120Å)	320(120Å)	Yes
Xtimate Polar-RP	5 µm	1.0-12.5	16%(120Å)	320(120Å)	Yes
Welchrom C18	5 µm	1.5-10.0	19%(120Å)	320(120Å)	Yes
Welchrom Vantage C18	5 µm	2.0-8.0	13%(130Å)	280(130Å)	Yes
Topsil C18	3, 5 µm	2.0-9.5	12%(150Å)	260(150Å)	Yes
Boltimate C18(Core-shell)	2.7 µm	2.0-8.5	9%(90Å)	120(90Å)	Yes
Boltimate EXT-C18 (Core-shell)	2.7 µm	1.5-12.0	8%(90Å)	120(90Å)	Yes
Boltimate LP-C18 (Core-shell)	2.7 µm	1.0-8.5	7%(90Å)	120(90Å)	No
Blossmate C18	5 µm	2.0-8.0	14%(100Å)	300(100Å)	Yes
Blossmate Aqs C18	5 µm	2.0-8.0	10%(100Å)	300(100Å)	Yes
Blossmate ST C18	5 µm	1.0-11.0	12%(100Å)	300(100Å)	Yes
Ultisil UHPLC XB-C18	1.8 µm	1.5-10.0	17%(120Å)	320(120Å)	No
Ultisil UHPLC AQ-C18	1.8 µm	1.5-10.0	12%(120Å)	320(120Å)	Yes
Ultisil UHPLC LP-C18	1.8 µm	0.5-8.0	10%(120Å)	320(120Å)	No
Ultisil UHPLC Polar-RP	1.8 µm	1.5-10.0	18%(120Å)	320(120Å)	Yes
Xtimate UHPLC C18	1.8 µm	1.0-12.5	14%(120Å)	320(120Å)	Yes
L3: Porous silica particles, 1.5 to 10 µm in diameter, or a monolithic silica rod.					
Ultisil SiO ₂	3, 5, 10 µm	2.0-8.0	N/A	320(120Å),90(300Å)	No
Ultisil HILIC Silica	3, 5, 10 µm	2.0-8.0	N/A	320(120Å)	No
Ultisil UHPLC HILIC	1.8 µm	2.0-8.0	N/A	320(120Å)	No
Topsil Silica	5 µm	2.0-8.0	N/A	260(150Å)	No
Boltimate HILIC	2.7 µm	2.0-8.5	N/A	120(90Å)	No
L7: Octyl silane chemically bonded to totally porous silica particles, 1.5 to 10 µm in diameter, or a monolithic silica rod.					
Ultisil XB-C8	3, 5, 10 µm	1.5-10.0	12%(120Å), 4%(300Å)	320(120Å), 90(300Å)	Yes
Ultisil LP-C8	3, 5 µm	1.0-8.0	5.5%(120Å), 3%(300Å)	320(120Å), 90(300Å)	No
Ultisil Plus C8	5 µm	1.5-10.0	7%(130Å)	160(130Å)	Yes
Ultisil F-C8	3, 5 µm	1.5-10.0	12%(120Å)	320(120Å)	Yes
Xtimate C8	3, 5, 10 µm	1.0-12.5	10%(120Å), 5%(300Å)	320(120Å), 100(300Å)	Yes
Welchrom C8	5 µm	1.5-10.0	12%(120Å)	320(120Å)	Yes
Topsil C8	3, 5 µm	2.0-9.5	10%(150Å)	260(150Å)	Yes
Boltimate C8	2.7 µm	2.0-8.5	5%(90Å)	120(90Å)	Yes
Ultisil UHPLC XB-C8	1.8 µm	1.5-10.0	12%(120Å)	320(120Å)	Yes
L8: An essentially monomolecular layer of aminopropyl-silane chemically bonded to totally porous silica gel support, 3 to 10µm in diameter.					
Ultisil XB-NH ₂	3, 5, 10 µm	2.0-8.0	4%(120Å)	320(120Å)	No
Ultisil HILIC-NH ₂	3, 5, 10 µm	2.0-8.0	4%(120Å)	320(120Å)	No
Xtimate NH ₂	5 µm	2.0-8.0	7%(120Å)	450(120Å)	No
Topsil NH ₂	5 µm	2.0-8.0	3%(150Å)	260(150Å)	No
Topsil Hilic-NH ₂	5 µm	2.0-8.0	3%(150Å)	260(150Å)	No
Xtimate Lactose-NH ₂	5 µm	2.0-8.0	7%(120Å)	450(120Å)	No
L9: Irregular or spherical, totally porous silica gel having a chemically bonded, strongly acidic cation-exchange coating, 3 to 10µm in diameter.					
Ultisil XB-SCX	3, 5,10 µm	2.0-8.0	12%(120Å), 5%(300Å)	320(120Å), 90(300Å)	No
Xtimate XB-SCX	5 µm	2.0-8.0	2%(120Å)	350(120Å)	No

Column	Particle Size	pH Range	Carbon Loading	Surface Area(m²/g)	Endcapped
L10: Nitrile groups chemically bonded to porous silica particles, 3 to 10µm in diameter.					
Ultisil XB-CN	3, 5, 10 µm	1.5-9.0	7%(120Å)	320(120Å)	Yes
Ultisil LP-CN	5 µm	1.0-8.0	6%(120Å)	320(120Å)	No
Xtimate CN	5 µm	1.0-12.5	7%(120Å)	320(120Å)	Yes
Topsil CN	5 µm	2.0-8.0	6%(150Å)	260(150Å)	Yes
Ultisil UHPLC XB-CN	1.8 µm	1.5-9.0	8%(120Å)	320(120Å)	Yes
L11: Phenyl groups chemically bonded to porous silica particles, 1.5 to 10µm in diameter.					
Ultisil XB-Phenyl	3, 5, 10 µm	1.5-10.0	12%(120Å), 4%(300Å)	320(120Å), 90(300Å)	Yes
Ultisil Phenyl-Ether	5 µm	1.5-10.0	12%(120Å)	320(120Å)	Yes
Ultisil PFP	3, 5 µm	1.5-10.0	12%(120Å)	320(120Å)	Yes
Ultisil Plus Phenyl	5 µm	1.5-10.0	8%(130Å)	160(130Å)	Yes
Xtimate Phenyl-hexyl	3, 5 µm	1.0-12.5	12%(120Å)	320(120Å)	Yes
Topsil Phenyl-hexyl	3, 5 µm	2.0-9.5	12%(150Å)	260(150Å)	Yes
Boltimate Phenyl-hexyl(Core-shell)	2.7 µm	2.0-8.5	7%(90Å)	120(90Å)	Yes
Boltimate EXT-PFP(Core-shell)	2.7 µm	1.5-12.0	5%(90Å)	120(90Å)	Yes
Boltimate Phenyl	2.7 µm	2.0-8.5	5%(90Å)	120(90Å)	Yes
Blossmate Phenyl	3.5 µm	1.5-10.0	1%(450Å)	15(450Å)	Yes
Ultisil UHPLC XB-Phenyl	1.8 µm	1.5-10.0	13%(120Å)	320(120Å)	Yes
Ultisil UHPLC PFP	1.8 µm	1.5-10.0	10%(120Å)	320(120Å)	Yes
Xtimate UHPLC Phenyl-hexyl	1.8 µm	1.0-12.5	12%(120Å)	320(120Å)	Yes
L13:Trimethylsilane chemically bonded to porous silica particles, 3 to 10 µm in diameter.					
Ultisil XB-C1	5 µm	1.5-10.0	4%(120Å)	320(120Å)	Yes
L14: Silica gel having a chemically bonded, strongly basic quaternary ammonium anion-exchange coating, 5 to 10µm in diameter.					
Ultisil XB-SAX	3, 5,10 µm	2.0-8.0	7.5%(120Å), 1.5%(300Å)	320(120Å), 90(300Å)	No
Blossmate SAX	5 µm	2.0-8.0	6.5%(300Å)	300(120Å)	No
L17: Strong cation-exchange resin consisting of sulfonated cross-linked styrene-divinylbenzene copolymer in the hydrogen form, 7 to 11 µm in diameter.					
Xtimate Sugar-H	5, 8 µm	1.0-3.0	N/A	N/A	N/A
L19: Strong cation-exchange resin consisting of sulfonated cross-linked styrene-divinylbenzene copolymer in the calcium form, 9 µm in diameter.					
Xtimate Sugar-Ca	5, 8 µm	5.0-9.0	N/A	N/A	N/A
L20: Dihydroxypropane groups chemically bonded to porous silica particles, 1.5 to 10µm in diameter.					
Ultisil Diol	3, 5, 10 µm	2.0-8.0	2.5%(120Å)	320(120Å)	No
Ultisil HILIC Diol	3, 5, 10 µm	2.0-8.0	2.5%(120Å)	320(120Å)	No
L21: A rigid, spherical styrene-divinylbenzene copolymer, 3 to 30 µm in diameter.					
Xtimate PS/DVB	5, 10 µm	1.0-14.0	N/A(100Å, 300Å)	N/A	N/A
L22: A cation-exchange resin made of porous polystyrene gel with sulfonic acid groups, about 10µm in size.					
Xtimate Sugar-H	5, 8 µm	1.0-3.0	N/A	N/A	N/A
L26: Butyl silane chemically bonded to totally porous silica particles, 3 to 10 µm in diameter.					
Ultisil XB-C4	3, 5, 10 µm	1.5-10.0	8%(120Å), 3%(300Å)	320(120Å), 90(300Å)	Yes
Xtimate C4	3, 5 µm	1.0-12.5	8%(120Å), 4%(300Å)	320(120Å), 100(300Å)	Yes
Blossmate C4	3.5 µm	1.5-10.0	0.5%(450Å)	15(450Å)	Yes
L33: Packing having the capacity to separate dextrans of 4,000 to 500,000 daltons. It is spherical, silica-based and processed to provide pH stability.					
Xtimate SEC-120	3, 5 µm	2.0-7.5	N/A(120Å)	N/A	N/A
Xtimate SEC-200	3, 5 µm	2.0-7.5	N/A(200Å)	N/A	N/A
Xtimate SEC-300	3, 5 µm	2.0-7.5	N/A(300Å)	N/A	N/A
Xtimate SEC-500	5 µm	2.0-7.5	N/A(500Å)	N/A	N/A
Xtimate SEC-700	5 µm	2.0-7.5	N/A(700Å)	N/A	N/A
Xtimate SEC-1000	5 µm	2.0-7.5	N/A(1000Å)	N/A	N/A
Xtimate SEC-2000	5 µm	2.0-7.5	N/A(2000Å)	N/A	N/A
Xtimate Bio SEC-100	3, 5 µm	2.0-8.0	N/A(100Å)	N/A	N/A
Xtimate Bio SEC-120	3, 5 µm	2.0-8.0	N/A(120Å)	N/A	N/A
Xtimate Bio SEC-150	3, 5 µm	2.0-8.0	N/A(150Å)	N/A	N/A
Xtimate Bio SEC-200	3, 5 µm	2.0-8.0	N/A(200Å)	N/A	N/A
Xtimate Bio SEC-300	3, 5 µm	2.0-8.0	N/A(300Å)	N/A	N/A
Xtimate Bio SEC-500	3, 5 µm	2.0-8.0	N/A(500Å)	N/A	N/A
Xtimate Bio SEC-1000	3, 5 µm	2.0-8.0	N/A(1000Å)	N/A	N/A
Xtimate PEG SEC-120	5 µm		N/A(120Å)	N/A	N/A
Xtimate PEG SEC-200	5 µm		N/A(200Å)	N/A	N/A
Xtimate PEG SEC-300	5 µm		N/A(300Å)	N/A	N/A
L40: Cellulose tris-3,5-dimethylphenylcarb-amate coated porous silica particles, 5 to 20 µm in diameter.					
Ultisil Cellu-D	5, 10 µm	2.0-9.0	N/A(120Å)	320(120Å)	N/A

Column	Particle Size	pH Range	Carbon Loading	Surface Area(m²/g)	Endcapped
L43: Pentafluoro phenyl groups chemically bonded to silica particles 5 to 10 µm in diameter.					
Ultisil PFP	3, 5 µm	1.5-10.0	13%(120Å)	320(120Å)	Yes
Boltimate EXT-PFP(Core-shell)	2.7 µm	1.5-12.0	5%(90Å)	120(90Å)	Yes
L51: Amylose tris-3,5-dimethylphenylcarbamate-coated, porous, spherical, silica particles, 5 to 10 µm in diameter.					
Ultisil Amy-D	5, 10 µm	2.0-9.0	N/A(120Å)	320(120Å)	N/A
L56: Propyl silane chemically bonded to totally porous silica particles, 3 to 10 µm in diameter.					
Ultisil LP-C3	5 µm	1.0-8.0	4%(120Å)	320(120Å)	No
L59: Packing having the capacity to separate proteins by molecular weight over the range of 5 to 7000 kDa. It is spherical (1.5-10 µm), silica-based, and processed to provide hydrophilic characteristicsand pH stability.					
Xtimate SEC-120	3, 5 µm	2.0-7.5	N/A(120Å)	N/A	N/A
Xtimate SEC-200	3, 5 µm	2.0-7.5	N/A(200Å)	N/A	N/A
Xtimate SEC-300	3, 5 µm	2.0-7.5	N/A(300Å)	N/A	N/A
Xtimate SEC-500	5 µm	2.0-7.5	N/A(500Å)	N/A	N/A
Xtimate SEC-700	5 µm	2.0-7.5	N/A(700Å)	N/A	N/A
Xtimate SEC-1000	5 µm	2.0-7.5	N/A(1000Å)	N/A	N/A
Xtimate SEC-2000	5 µm	2.0-7.5	N/A(2000Å)	N/A	N/A
Xtimate Bio SEC-100	3, 5 µm	2.0-8.0	N/A(100Å)	N/A	N/A
Xtimate Bio SEC-120	3, 5 µm	2.0-8.0	N/A(120Å)	N/A	N/A
Xtimate Bio SEC-150	3, 5 µm	2.0-8.0	N/A(150Å)	N/A	N/A
Xtimate Bio SEC-200	3, 5 µm	2.0-8.0	N/A(200Å)	N/A	N/A
Xtimate Bio SEC-300	3, 5 µm	2.0-8.0	N/A(300Å)	N/A	N/A
Xtimate Bio SEC-500	3, 5 µm	2.0-8.0	N/A(500Å)	N/A	N/A
Xtimate Bio SEC-1000	3, 5 µm	2.0-8.0	N/A(1000Å)	N/A	N/A
Xtimate PEG SEC-120	5 µm	2.0-8.0	N/A(120Å)	N/A	N/A
Xtimate PEG SEC-200	5 µm	2.0-8.0	N/A(200Å)	N/A	N/A
Xtimate PEG SEC-300	5 µm	2.0-8.0	N/A(300Å)	N/A	N/A
L60: Spherical, porous silica gel, 10 µm or less in diameter, surface has been covalently modified with alkyl amide groups and endcapped.					
Ultisil Polar-RP	3, 5, 10 µm	1.5-10.0	18%(120Å)	320(120Å)	Yes
Xtimate Polar-RP	5 µm	1.0-12.5	16%(120Å)	320(120Å)	Yes
Ultisil UHPLC Polar-RP	1.8 µm	1.5-10.0	18%(120Å)	320(120Å)	Yes
L62: C30 silane bonded phase on a fully porous spherical silica, 3 to 15 µm in diameter.					
Ultisil XB-C30	3, 5, 10 µm	1.5-10.0	22%(120Å)	320(120Å)	Yes
L68: Spherical, porous silica, 10µm or less in diameter, the surface of which has been covalently modified with alkyl amide groups and not endcapped.					
Ultisil HILIC Amide	3, 5, 10 µm	2.0-8.0	7%(120Å)	320(120Å)	N/A
Ultisil UHPLC HILIC Amide	1.8 µm	2.0-8.0	6%(120Å)	320(120Å)	N/A
Blossmate Polar-Propylamide	5 µm	2.0-8.0	7%(120Å)	320(120Å)	N/A
L80: Cellulose tris(4-methylbenzoate)-coated, porous, spherical, silicaparticles, 5 µm in diameter.					
Ultisil Cellu-J	5, 10 µm	2.0-9.0	N/A(120Å)	320(120Å)	N/A
L90: Amylose tris-[(S)-alpha-methylbenzylcarbamate] coated on porous, spherical silica particles, 3 to 10 µm in diameter.					
Ultisil Amy-S	5, 10 µm	2.0-9.0	N/A(120Å)	320(120Å)	N/A
L93: Cellulose tris(3,5-dimethylphenylcarbamate) reversed phase chiral stationary phase coated on 3 or 5 µm silica gel particles.					
Ultisil Cellu-DR	5, 10 µm	2.0-9.0	N/A(120Å)	320(120Å)	N/A
L96: Alkyl chain, reversed-phase bonded totatly or superficially porous silica designed to retain hydrophilic and other oplar compounds when using highly aqueous mobile phases, including 100% aqueous, 1.5 µm to 10 µm in diameter.					
Ultisil AQ-C18	3, 5, 10 µm	1.5-10.0	12%(120Å)	320(120Å)	Yes
Ultisil LP-AQ	5 µm	1.0- 8.0	5%(120Å)	320(120Å)	No
L107: Cellulose tris(4-methylbenzoate)-coated porous spherical particles, 3 to 5 µm in diameter, for use with reversed phase mobile phases.					
Ultisil Cellu-JR	5, 10 µm	2.0-9.0	N/A(120Å)	320(120Å)	N/A
L114: Sulfobetaine graft-polymerized to totally or superficially porous silica, 1.5 to 10 µm in diameter, or a monolithic rod. Packing having densely bonded zwitterionic groups with 1:1 charge balance.					
Ultisil HILIC Amphion II	5 µm	2.0-8.0	6%(120Å)	320(120Å)	N/A
Ultisil UHPLC HILIC Amphion II	1.8 µm	2.0-8.0	5%(120Å)	320(120Å)	N/A
L118: Aqueous polymerized C18 groups on silica particles, 1.2 to 5 µm in diameter.					
Ultisil PAH	3, 5 µm	1.5-10.0	22%(120Å)	320(120Å)	No
Not included in USP List					
Ultisil MM NH./CN	5 µm	2.0-8.0	N/A(120Å)	320(120Å)	N/A
Ultisil MM C18/SCX	5 µm	2.0-8.0	N/A(120Å)	320(120Å)	N/A
Ultisil MM SCX/C18	5 µm	2.0-8.0	N/A(120Å)	320(120Å)	N/A
Ultisil Zn	N/A	N/A	N/A	N/A	N/A
Ultisil Lead oxide	N/A	N/A	N/A	N/A	N/A
Ultisil Amy-SR	5,10 µm	2.0-9.0	N/A(120Å)	320(120Å)	N/A
Ultisil Amy-DR	5,10 µm	2.0-9.0	N/A(120Å)	320(120Å)	N/A

4. Cross Reference

Ultisil XB-C18 is equivalent to:

Symmetry C18	Symmetry shield RP C18	Discovery C18
Luna C18	Luna C18(2)	Zorbax Eclipse C18
Hypersil BDS C18	Alltima C18	Betasil C18
BetaBasic C18	Platinum EPS C18	Supelcosil LC-18-DB
Inertsil ODS-2	Inertsil ODS-3	
Kromasil 100A C18	HyPURITY C18	

Ultisil AQ-C18 is equivalent to:

Aquasil C18	Atlantis C18	Zorbax SB-AQ C18
Synergi Hydro-RP C18	HydroBond AQ C18	HydroBond PS C18
Ultra Aqueous C18	Prontosil C18 AQ	YMC-Pack ODS-AQ
Elite Sino Chrom ODS-BP		

Ultisil XB-C8 is equivalent to:

Symmetry C8	Luna C8	Luna C8(2)
Discovery C8	Hypersil BDS C8	Alltima C8
Zorbax Eclipse XDB C8	BetaBasic C8	Platinum EPS C8
Betasil C8	Inertsil C8	Inertsil C8-3
Supercosil LC-8-DB	Kromasil 100Å C8	HyPURITY C8
YMC-Pack C8-AM	Adsorbosphere HS C8	Develosil C8
Cosmosil C8-MS	Nucleosil 100 C8 HD	

Other Ultisil Columns: XB-CN, XB-Phenyl, XB-CN, SiO₂ and Polar RP can replace the most of the same type columns of other brands.

Xtimate (wide pH range) is equivalent to:

Waters	Xterra series	Xbridge series
Agilent	Extend series	
Phenomenex	Gemini series	

Chiral Column Reference Table

Company	Brand	Coated Normal Phase				Coated Reversed Phase			
Welch	Ultisil	Cellu-D	Cellu-J	Amy-D	Amy-S	Cellu-DR	Cellu-JR	Amy-DR	Amy-SR
Daicel	Chiralcel	OD-H	OJ-H			OD-RH	OJ-RH		
	Chiralpak			AD-H	AS-H			AD-RH	AS-RH